

AGING SERVICES IN HOUSE DISTRICT 1

Contact:

Rachel Monger, President & CEO
785.233.7443, rachel@leadingagekansas.org

Population Profile:

- Total Population = 23,705
 - Over 65 = 4,787
 - Medicaid (65+) = 652

Provider Profile:

- Residential & Nursing Care = 4
- Home Health Care = 0
- Assisted Living = 0

Focus on Residential & Nursing Care:

Economic Impact (2022):

- Direct Employment = 193
- Total Jobs Supported = 262
- Direct Wages = \$12,493,183
- Est. Total Wages = \$17,962,699
- Est. Contribution to Local Sales Tax Revenues = \$425,231

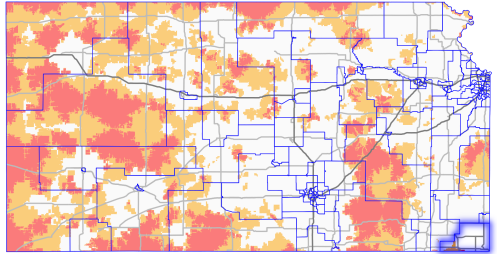
Risk to Access:

- 190 certified beds in this district
 - 13 fewer than the start of the pandemic
- 390 district residents have only one provider within a 30-minute drive
- 43 district residents have no providers within a 30-minute drive

Agency staffing is up **6.25%** since the start of the pandemic. Statewide, average agency staffing costs are up **\$14.62 per resident day** since 2020.

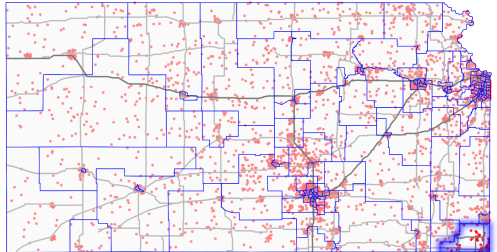
Providers Within a 30-Minute Drive

White > 1, Orange = 1, Red = 0



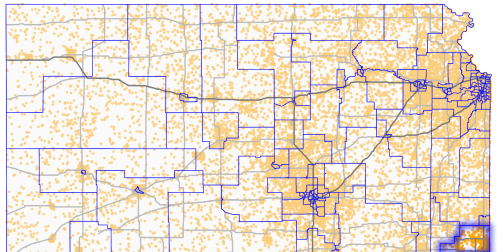
Where Kansas Aged 85+ Live

Dot = 10 Older Kansans



Where Kansas Aged 65 to 84 Live

Dot = 10 Older Kansans



AGING SERVICES IN HOUSE DISTRICT 2

Contact:

Rachel Monger, President & CEO
785.233.7443, rachel@leadingagekansas.org

Population Profile:

- Total Population = 22,863
 - Over 65 = 4,609
 - Medicaid (65+) = 489

Provider Profile:

- Residential & Nursing Care = 4
- Home Health Care = 2
- Assisted Living = 2

Focus on Residential & Nursing Care:

Economic Impact (2022):

- Direct Employment = 148
- Total Jobs Supported = 201
- Direct Wages = \$5,959,541
- Est. Total Wages = \$8,568,628
- Est. Contribution to Local Sales Tax Revenues = \$202,845

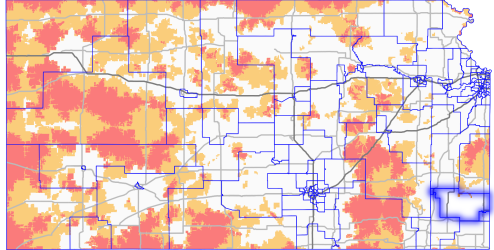
Risk to Access:

- 140 certified beds in this district
 - 60 fewer than the start of the pandemic
- 43 district residents have only one provider within a 30-minute drive
- 23,000 statewide have no providers within a 30-minutes drive

Agency staffing is up **100%** since the start of the pandemic. This district has seen **above average** agency staffing cost increases.

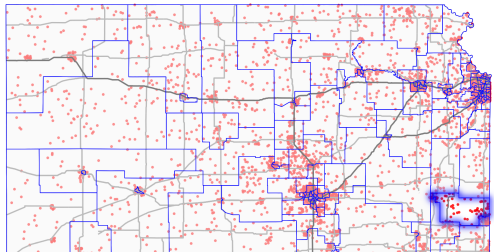
Providers Within a 30-Minute Drive

White > 1, Orange = 1, Red = 0



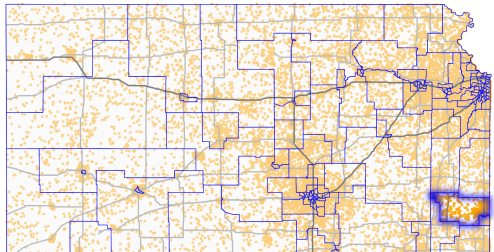
Where Kansas Aged 85+ Live

Dot = 10 Older Kansans



Where Kansas Aged 65 to 84 Live

Dot = 10 Older Kansans



AGING SERVICES IN HOUSE DISTRICT 3

Contact:

Rachel Monger, President & CEO
785.233.7443, rachel@leadingagekansas.org

Population Profile:

- Total Population = 24,113
 - Over 65 = 3,334
 - Medicaid (65+) = 460

Provider Profile:

- Residential & Nursing Care = 3
- Home Health Care = 1
- Assisted Living = 2

Focus on Residential & Nursing Care:

Economic Impact (2022):

- Direct Employment = 220
- Total Jobs Supported = 299
- Direct Wages = \$7,009,870
- Est. Total Wages = \$10,078,791
- Est. Contribution to Local Sales Tax Revenues = \$238,595

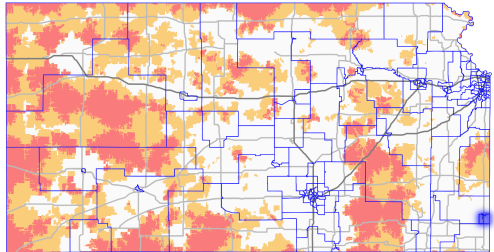
Risk to Access:

- 227 certified beds in this district
- 85,000 statewide have only one provider within a 30-minute drive
- 23,000 statewide have no providers within a 30-minutes drive

Agency staffing is up **24.14%** since the start of the pandemic. Statewide, average agency staffing costs are up **\$14.62 per resident day** since 2020.

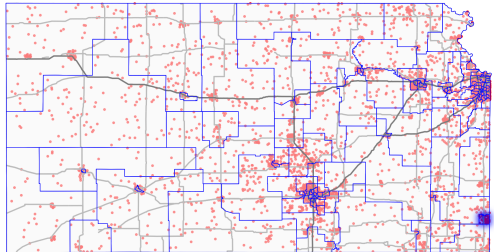
Providers Within a 30-Minute Drive

White > 1, Orange = 1, Red = 0



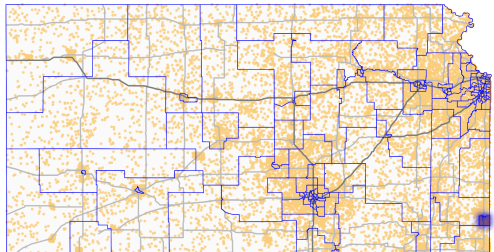
Where Kansans Aged 85+ Live

Dot = 10 Older Kansans



Where Kansans Aged 65 to 84 Live

Dot = 10 Older Kansans



AGING SERVICES IN HOUSE DISTRICT 4

Contact:

Rachel Monger, President & CEO
785.233.7443, rachel@leadingagekansas.org

Population Profile:

- Total Population = 23,030
 - Over 65 = 4,745
 - Medicaid (65+) = 486

Provider Profile:

- Residential & Nursing Care = 1
- Home Health Care = 1
- Assisted Living = 2

Focus on Residential & Nursing Care:

Economic Impact (2022):

- Direct Employment = 45
- Total Jobs Supported = 61
- Direct Wages = \$2,241,663
- Est. Total Wages = \$3,223,063
- Est. Contribution to Local Sales Tax Revenues = \$76,300

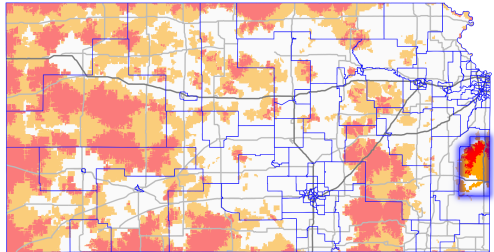
Risk to Access:

- 50 certified beds in this district
 - 11 fewer than the start of the pandemic
- 8,696 district residents have only one provider within a 30-minute drive
- 2,198 district residents have no providers within a 30-minute drive

Agency staffing is up **around 60%** statewide since the start of the pandemic. This district has seen **some of the highest** agency staffing cost increases.

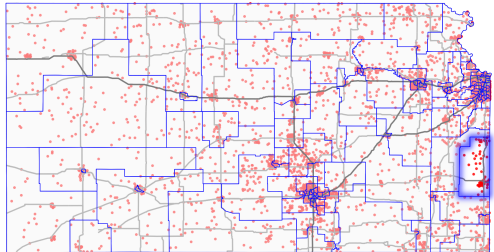
Providers Within a 30-Minute Drive

White > 1, Orange = 1, Red = 0



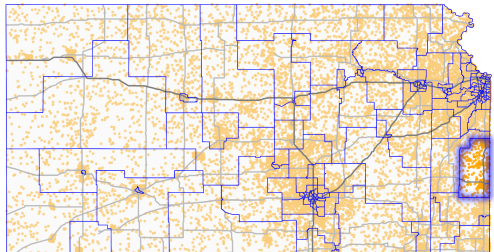
Where Kansans Aged 85+ Live

Dot = 10 Older Kansans



Where Kansans Aged 65 to 84 Live

Dot = 10 Older Kansans



AGING SERVICES IN HOUSE DISTRICT 5

Contact:

Rachel Monger, President & CEO
 785.233.7443, rachel@leadingagekansas.org

Population Profile:

- Total Population = 23,522
 - Over 65 = 4,046
 - Medicaid (65+) = 256

Provider Profile:

- Residential & Nursing Care = 3
- Home Health Care = 0
- Assisted Living = 3

Focus on Residential & Nursing Care:

Economic Impact (2022):

- Direct Employment = 268
- Total Jobs Supported = 364
- Direct Wages = \$7,393,304
- Est. Total Wages = \$10,630,092
- Est. Contribution to Local Sales Tax Revenues = \$251,646

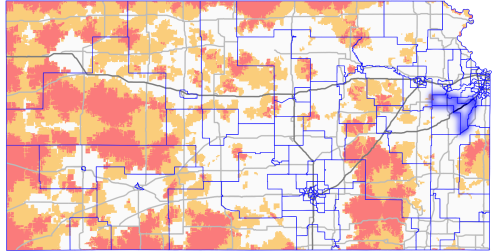
Risk to Access:

- 221 certified beds in this district
 - 9 fewer than the start of the pandemic
- 23 district residents have only one provider within a 30-minute drive
- 23,000 statewide have no providers within a 30-minutes drive

Agency staffing is up **184%** since the start of the pandemic. Statewide, average agency staffing costs are up **\$14.62 per resident day** since 2020.

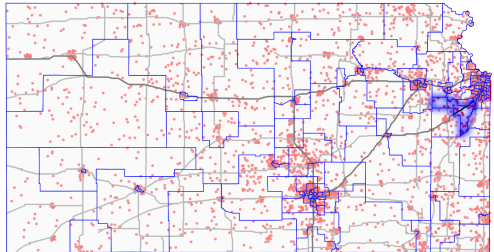
Providers Within a 30-Minute Drive

White > 1, Orange = 1, Red = 0



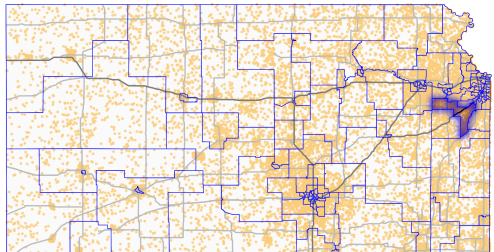
Where Kansans Aged 85+ Live

Dot = 10 Older Kansans



Where Kansans Aged 65 to 84 Live

Dot = 10 Older Kansans



AGING SERVICES IN HOUSE DISTRICT 6

Contact:

Rachel Monger, President & CEO
785.233.7443, rachel@leadingagekansas.org

Population Profile:

- Total Population = 23,102
 - Over 65 = 4,158
 - Medicaid (65+) = 117

Provider Profile:

- Residential & Nursing Care = 3
- Home Health Care = 0
- Assisted Living = 2

Focus on Residential & Nursing Care:

Economic Impact (2022):

- Direct Employment = 139
- Total Jobs Supported = 189
- Direct Wages = \$7,125,483
- Est. Total Wages = \$10,245,019
- Est. Contribution to Local Sales Tax Revenues = \$242,530

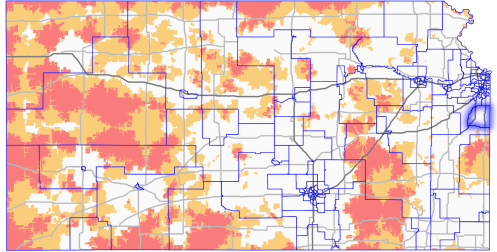
Risk to Access:

- 198 certified beds in this district
 - 10 fewer than the start of the pandemic
- 85,000 statewide have only one provider within a 30-minute drive
- 23,000 statewide have no providers within a 30-minutes drive

Agency staffing is up **44%** since the start of the pandemic. This district has seen **above average** agency staffing cost increases.

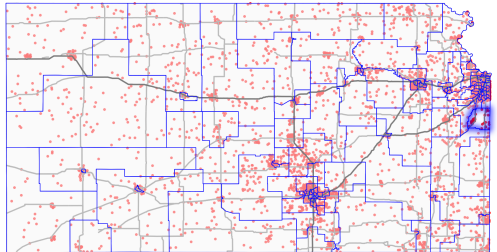
Providers Within a 30-Minute Drive

White > 1, Orange = 1, Red = 0



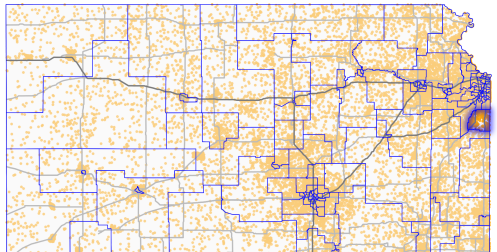
Where Kansans Aged 85+ Live

Dot = 10 Older Kansans



Where Kansans Aged 65 to 84 Live

Dot = 10 Older Kansans



AGING SERVICES IN HOUSE DISTRICT 7

Contact:

Rachel Monger, President & CEO
785.233.7443, rachel@leadingagekansas.org

Population Profile:

- Total Population = 23,741
 - Over 65 = 4,561
 - Medicaid (65+) = 416

Provider Profile:

- Residential & Nursing Care = 5
- Home Health Care = 2
- Assisted Living = 3

Focus on Residential & Nursing Care:

Economic Impact (2022):

- Direct Employment = 186
- Total Jobs Supported = 253
- Direct Wages = \$10,269,358
- Est. Total Wages = \$14,765,283
- Est. Contribution to Local Sales Tax Revenues = \$349,539

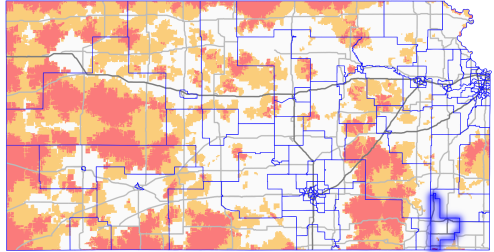
Risk to Access:

- 281 certified beds in this district
 - 9 fewer than the start of the pandemic
- 54 district residents have only one provider within a 30-minute drive
- 31 district residents have no providers within a 30-minute drive

Agency staffing is up **around 60%** statewide since the start of the pandemic. Statewide, average agency staffing costs are up **\$14.62 per resident day** since 2020.

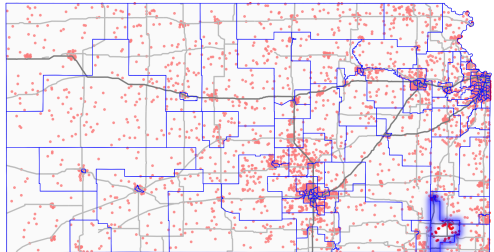
Providers Within a 30-Minute Drive

White > 1, Orange = 1, Red = 0



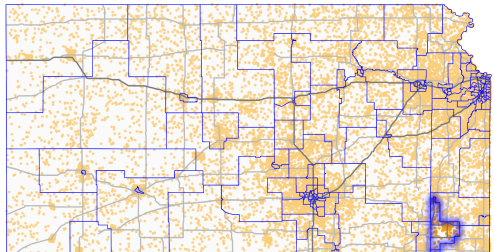
Where Kansas Aged 85+ Live

Dot = 10 Older Kansans



Where Kansas Aged 65 to 84 Live

Dot = 10 Older Kansans



AGING SERVICES IN HOUSE DISTRICT 8

Contact:

Rachel Monger, President & CEO
785.233.7443, rachel@leadingagekansas.org

Population Profile:

- Total Population = 23,313
 - Over 65 = 2,458
 - Medicaid (65+) = 87

Provider Profile:

- Residential & Nursing Care = 1
- Home Health Care = 0
- Assisted Living = 1

Focus on Residential & Nursing Care:

Economic Impact (2022):

- Direct Employment = 104
- Total Jobs Supported = 141
- Direct Wages = \$1,337,064
- Est. Total Wages = \$1,922,431
- Est. Contribution to Local Sales Tax Revenues = \$45,510

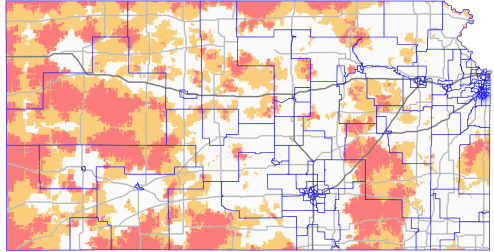
Risk to Access:

- 40 certified beds in this district
- 85,000 statewide have only one provider within a 30-minute drive
- 23,000 statewide have no providers within a 30-minutes drive

Agency staffing is up **311.76%** since the start of the pandemic. Statewide, average agency staffing costs are up **\$14.62 per resident day** since 2020.

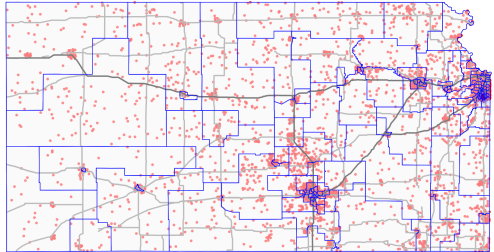
Providers Within a 30-Minute Drive

White > 1, Orange = 1, Red = 0



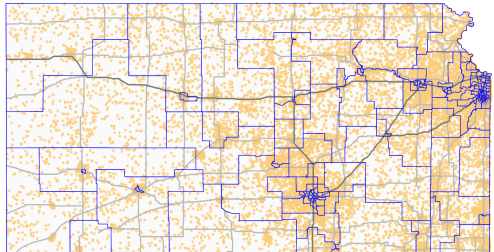
Where Kansans Aged 85+ Live

Dot = 10 Older Kansans



Where Kansans Aged 65 to 84 Live

Dot = 10 Older Kansans



AGING SERVICES IN HOUSE DISTRICT 9

Contact:

Rachel Monger, President & CEO
785.233.7443, rachel@leadingagekansas.org

Population Profile:

- Total Population = 23,244
 - Over 65 = 4,937
 - Medicaid (65+) = 312

Provider Profile:

- Residential & Nursing Care = 4
- Home Health Care = 0
- Assisted Living = 0

Focus on Residential & Nursing Care:

Economic Impact (2022):

- Direct Employment = 176
- Total Jobs Supported = 239
- Direct Wages = \$2,915,782
- Est. Total Wages = \$4,192,311
- Est. Contribution to Local Sales Tax Revenues = \$99,245

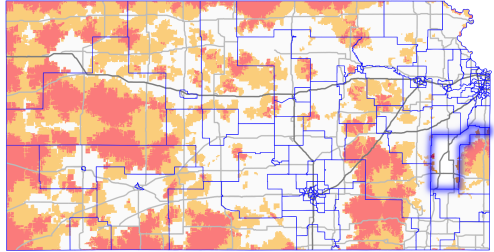
Risk to Access:

- 171 certified beds in this district
- 442 district residents have only one provider within a 30-minute drive
- 24 district residents have no providers within a 30-minute drive

Agency staffing is up **111.11%** since the start of the pandemic. Statewide, average agency staffing costs are up **\$14.62 per resident day** since 2020.

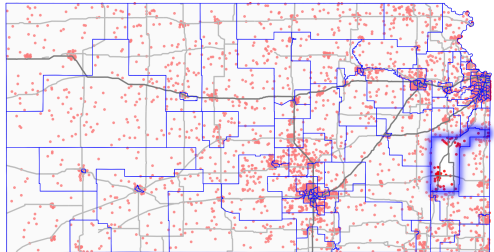
Providers Within a 30-Minute Drive

White > 1, Orange = 1, Red = 0



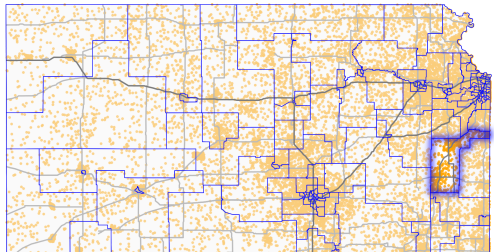
Where Kansans Aged 85+ Live

Dot = 10 Older Kansans



Where Kansans Aged 65 to 84 Live

Dot = 10 Older Kansans



AGING SERVICES IN HOUSE DISTRICT 10

Contact:

Rachel Monger, President & CEO
785.233.7443, rachel@leadingagekansas.org

Population Profile:

- Total Population = 23,042
 - Over 65 = 2,406
 - Medicaid (65+) = 94

Provider Profile:

- Residential & Nursing Care = 0
- Home Health Care = 0
- Assisted Living = 0

Focus on Residential & Nursing Care:

Statewide Economic Impact:

- Direct Employment = 24,000
- Total Jobs Supported = 33,000
- Est. Total Wages = \$598.5 million
- Est. Retail Sales Supported = \$313 million
- Est. Contribution to Local Sales Tax Revenues = \$20 million

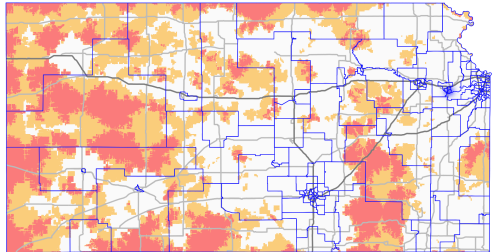
Risk to Access:

- Statewide, since the start of the pandemic:
 - 47 providers have closed or reduced their offerings
 - 2,147 fewer certified beds available overall
- 85,000 statewide have only one provider within a 30-minute drive
- 23,000 statewide have no providers within a 30-minutes drive

Agency staffing is up **around 60%** statewide since the start of the pandemic. Statewide, average agency staffing costs are up **\$14.62 per resident day** since 2020.

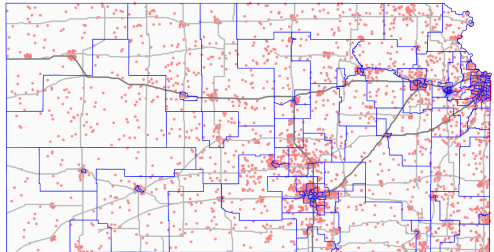
Providers Within a 30-Minute Drive

White > 1, Orange = 1, Red = 0



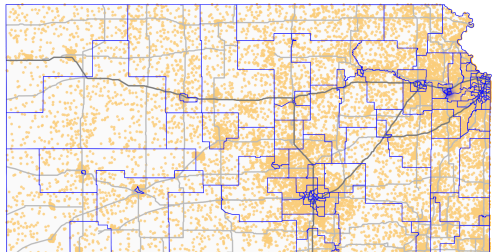
Where Kansas Aged 85+ Live

Dot = 10 Older Kansans



Where Kansas Aged 65 to 84 Live

Dot = 10 Older Kansans



AGING SERVICES IN HOUSE DISTRICT 11

Contact:

Rachel Monger, President & CEO
785.233.7443, rachel@leadingagekansas.org

Population Profile:

- Total Population = 23,072
 - Over 65 = 4,798
 - Medicaid (65+) = 488

Provider Profile:

- Residential & Nursing Care = 4
- Home Health Care = 1
- Assisted Living = 2

Focus on Residential & Nursing Care:

Economic Impact (2022):

- Direct Employment = 207
- Total Jobs Supported = 281
- Direct Wages = \$2,665,652
- Est. Total Wages = \$3,832,674
- Est. Contribution to Local Sales Tax Revenues = \$90,731

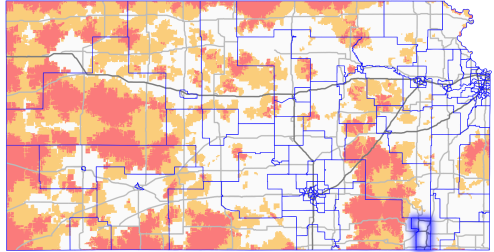
Risk to Access:

- 235 certified beds in this district
 - 40 fewer than the start of the pandemic
- 3 district residents have only one provider within a 30-minute drive
- 3 district residents have no providers within a 30-minute drive

Agency staffing is up **10%** since the start of the pandemic. This district has seen **above average** agency staffing cost increases.

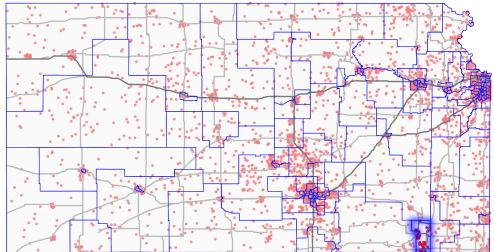
Providers Within a 30-Minute Drive

White > 1, Orange = 1, Red = 0



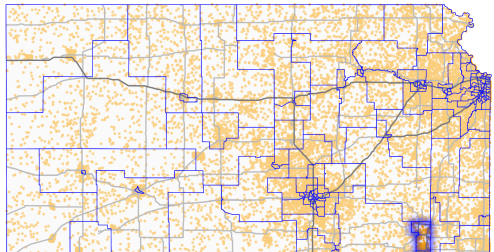
Where Kansans Aged 85+ Live

Dot = 10 Older Kansans



Where Kansans Aged 65 to 84 Live

Dot = 10 Older Kansans



AGING SERVICES IN HOUSE DISTRICT 12

Contact:

Rachel Monger, President & CEO
785.233.7443, rachel@leadingagekansas.org

Population Profile:

- Total Population = 23,135
 - Over 65 = 5,202
 - Medicaid (65+) = 368

Provider Profile:

- Residential & Nursing Care = 2
- Home Health Care = 1
- Assisted Living = 1

Focus on Residential & Nursing Care:

Economic Impact (2022):

- Direct Employment = 106
- Total Jobs Supported = 144
- Direct Wages = \$6,597,630
- Est. Total Wages = \$9,486,072
- Est. Contribution to Local Sales Tax Revenues = \$224,564

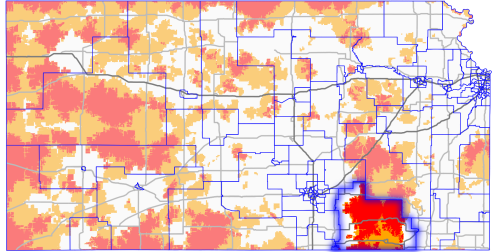
Risk to Access:

- 110 certified beds in this district
 - 11 fewer than the start of the pandemic
- 4,773 district residents have only one provider within a 30-minute drive
- 3,690 district residents have no providers within a 30-minute drive

Agency staffing is up **66.67%** since the start of the pandemic. This district has seen **above average** agency staffing cost increases.

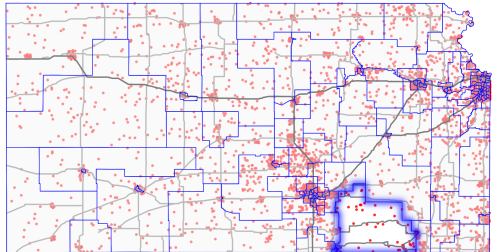
Providers Within a 30-Minute Drive

White > 1, Orange = 1, Red = 0



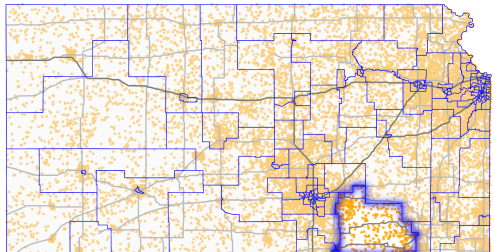
Where Kansans Aged 85+ Live

Dot = 10 Older Kansans



Where Kansans Aged 65 to 84 Live

Dot = 10 Older Kansans



AGING SERVICES IN HOUSE DISTRICT 13

Contact:

Rachel Monger, President & CEO
785.233.7443, rachel@leadingagekansas.org

Population Profile:

- Total Population = 22,781
 - Over 65 = 5,214
 - Medicaid (65+) = 542

Provider Profile:

- Residential & Nursing Care = 4
- Home Health Care = 2
- Assisted Living = 2

Focus on Residential & Nursing Care:

Economic Impact (2022):

- Direct Employment = 231
- Total Jobs Supported = 314
- Direct Wages = \$3,992,958
- Est. Total Wages = \$5,741,075
- Est. Contribution to Local Sales Tax Revenues = \$135,908

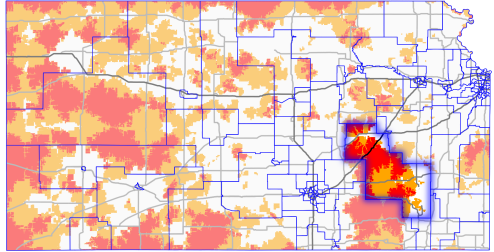
Risk to Access:

- 190 certified beds in this district
- 7,921 district residents have only one provider within a 30-minute drive
- 2,849 district residents have no providers within a 30-minute drive

Agency staffing is up **204.17%** since the start of the pandemic. Statewide, average agency staffing costs are up **\$14.62 per resident day** since 2020.

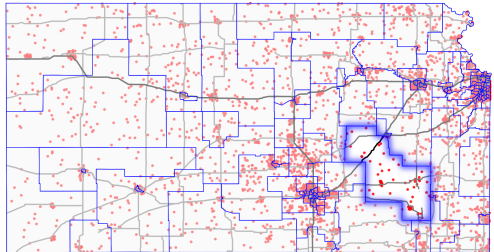
Providers Within a 30-Minute Drive

White > 1, Orange = 1, Red = 0



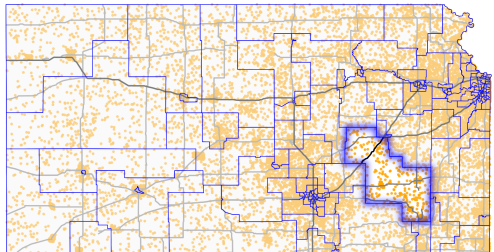
Where Kansans Aged 85+ Live

Dot = 10 Older Kansans



Where Kansans Aged 65 to 84 Live

Dot = 10 Older Kansans



AGING SERVICES IN HOUSE DISTRICT 14

Contact:

Rachel Monger, President & CEO
785.233.7443, rachel@leadingagekansas.org

Population Profile:

- Total Population = 22,977
 - Over 65 = 3,361
 - Medicaid (65+) = 124

Provider Profile:

- Residential & Nursing Care = 2
- Home Health Care = 0
- Assisted Living = 1

Focus on Residential & Nursing Care:

Economic Impact (2022):

- Direct Employment = 280
- Total Jobs Supported = 380
- Direct Wages = \$7,061,005
- Est. Total Wages = \$10,152,313
- Est. Contribution to Local Sales Tax Revenues = \$240,336

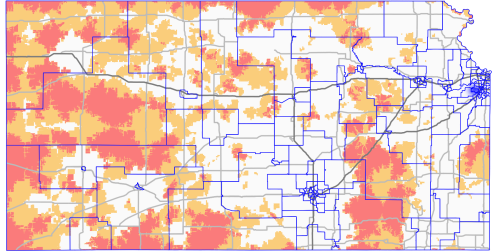
Risk to Access:

- 172 certified beds in this district
- 85,000 statewide have only one provider within a 30-minute drive
- 23,000 statewide have no providers within a 30-minutes drive

Agency staffing is up **164.29%** since the start of the pandemic. This district has seen **above average** agency staffing cost increases.

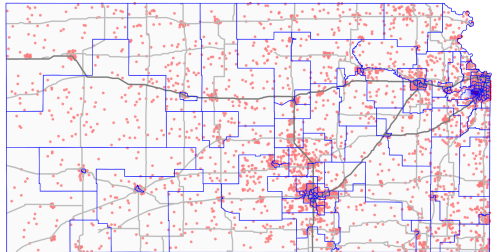
Providers Within a 30-Minute Drive

White > 1, Orange = 1, Red = 0



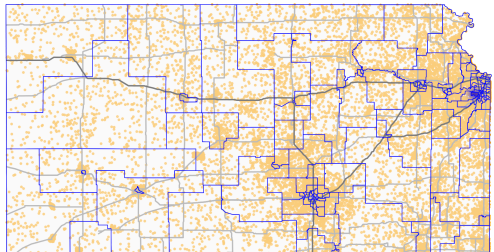
Where Kansans Aged 85+ Live

Dot = 10 Older Kansans



Where Kansans Aged 65 to 84 Live

Dot = 10 Older Kansans



AGING SERVICES IN HOUSE DISTRICT 15

Contact:

Rachel Monger, President & CEO
785.233.7443, rachel@leadingagekansas.org

Population Profile:

- Total Population = 22,856
 - Over 65 = 3,106
 - Medicaid (65+) = 414

Provider Profile:

- Residential & Nursing Care = 4
- Home Health Care = 1
- Assisted Living = 2

Focus on Residential & Nursing Care:

Economic Impact (2022):

- Direct Employment = 468
- Total Jobs Supported = 636
- Direct Wages = \$5,143,591
- Est. Total Wages = \$7,395,455
- Est. Contribution to Local Sales Tax Revenues = \$175,073

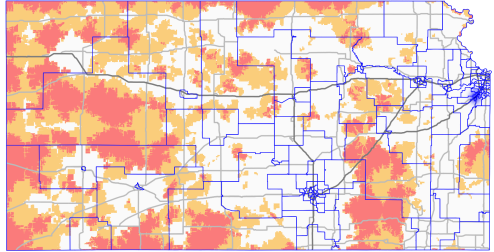
Risk to Access:

- 384 certified beds in this district
- 85,000 statewide have only one provider within a 30-minute drive
- 23,000 statewide have no providers within a 30-minutes drive

Agency staffing is up **around 60%** statewide since the start of the pandemic. Statewide, average agency staffing costs are up **\$14.62 per resident day** since 2020.

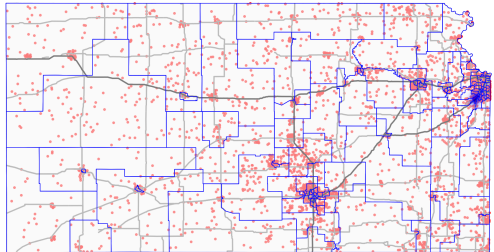
Providers Within a 30-Minute Drive

White > 1, Orange = 1, Red = 0



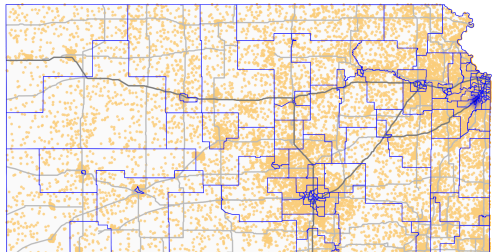
Where Kansans Aged 85+ Live

Dot = 10 Older Kansans



Where Kansans Aged 65 to 84 Live

Dot = 10 Older Kansans



AGING SERVICES IN HOUSE DISTRICT 16

Contact:

Rachel Monger, President & CEO
785.233.7443, rachel@leadingagekansas.org

Population Profile:

- Total Population = 23,745
 - Over 65 = 4,516
 - Medicaid (65+) = 157

Provider Profile:

- Residential & Nursing Care = 2
- Home Health Care = 1
- Assisted Living = 3

Focus on Residential & Nursing Care:

Economic Impact (2022):

- Direct Employment = 259
- Total Jobs Supported = 352
- Direct Wages = \$967,651
- Est. Total Wages = \$1,391,289
- Est. Contribution to Local Sales Tax Revenues = \$32,936

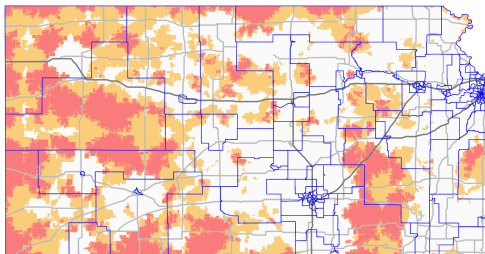
Risk to Access:

- 223 certified beds in this district
- 85,000 statewide have only one provider within a 30-minute drive
- 23,000 statewide have no providers within a 30-minutes drive

Agency staffing is up **around 60%** statewide since the start of the pandemic. Statewide, average agency staffing costs are up **\$14.62 per resident day** since 2020.

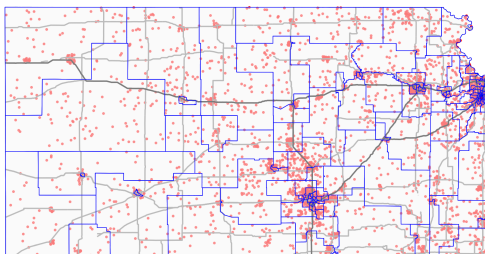
Providers Within a 30-Minute Drive

White > 1, Orange = 1, Red = 0



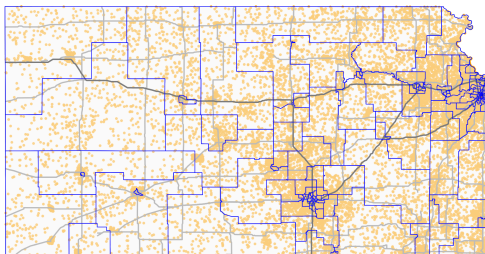
Where Kansans Aged 85+ Live

Dot = 10 Older Kansans



Where Kansans Aged 65 to 84 Live

Dot = 10 Older Kansans



AGING SERVICES IN HOUSE DISTRICT 17

Contact:

Rachel Monger, President & CEO
785.233.7443, rachel@leadingagekansas.org

Population Profile:

- Total Population = 23,226
 - Over 65 = 3,992
 - Medicaid (65+) = 107

Provider Profile:

- Residential & Nursing Care = 0
- Home Health Care = 0
- Assisted Living = 1

Focus on Residential & Nursing Care:

Statewide Economic Impact:

- Direct Employment = 24,000
- Total Jobs Supported = 33,000
- Est. Total Wages = \$598.5 million
- Est. Retail Sales Supported = \$313 million
- Est. Contribution to Local Sales Tax Revenues = \$20 million

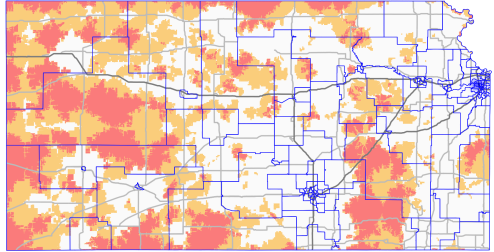
Risk to Access:

- Statewide, since the start of the pandemic:
 - 47 providers have closed or reduced their offerings
 - 2,147 fewer certified beds available overall
- 85,000 statewide have only one provider within a 30-minute drive
- 23,000 statewide have no providers within a 30-minutes drive

Agency staffing is up **around 60%** statewide since the start of the pandemic. Statewide, average agency staffing costs are up **\$14.62 per resident day** since 2020.

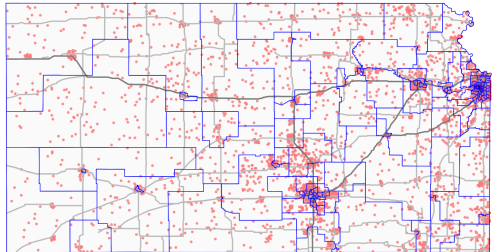
Providers Within a 30-Minute Drive

White > 1, Orange = 1, Red = 0



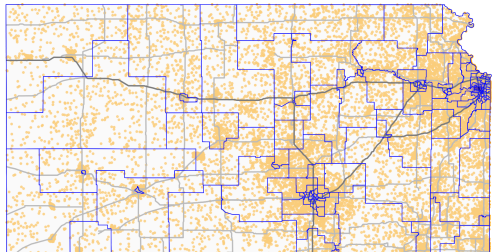
Where Kansans Aged 85+ Live

Dot = 10 Older Kansans



Where Kansans Aged 65 to 84 Live

Dot = 10 Older Kansans



AGING SERVICES IN HOUSE DISTRICT 18

Contact:

Rachel Monger, President & CEO
785.233.7443, rachel@leadingagekansas.org

Population Profile:

- Total Population = 23,693
 - Over 65 = 4,758
 - Medicaid (65+) = 290

Provider Profile:

- Residential & Nursing Care = 3
- Home Health Care = 0
- Assisted Living = 1

Focus on Residential & Nursing Care:

Economic Impact (2022):

- Direct Employment = 404
- Total Jobs Supported = 549
- Direct Wages = \$6,952,916
- Est. Total Wages = \$9,996,903
- Est. Contribution to Local Sales Tax Revenues = \$236,657

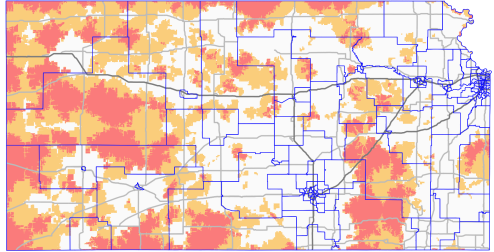
Risk to Access:

- 300 certified beds in this district
- 85,000 statewide have only one provider within a 30-minute drive
- 23,000 statewide have no providers within a 30-minutes drive

Agency staffing is up **250%** since the start of the pandemic. Statewide, average agency staffing costs are up **\$14.62 per resident day** since 2020.

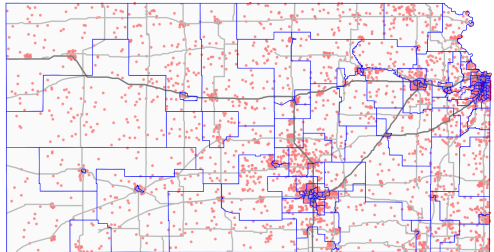
Providers Within a 30-Minute Drive

White > 1, Orange = 1, Red = 0



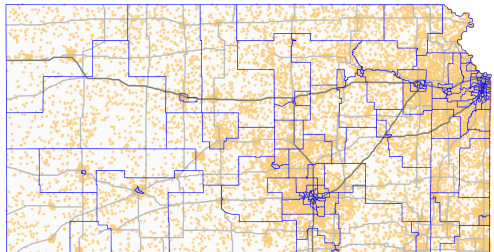
Where Kansans Aged 85+ Live

Dot = 10 Older Kansans



Where Kansans Aged 65 to 84 Live

Dot = 10 Older Kansans



AGING SERVICES IN HOUSE DISTRICT 19

Contact:

Rachel Monger, President & CEO
785.233.7443, rachel@leadingagekansas.org

Population Profile:

- Total Population = 24,080
 - Over 65 = 5,257
 - Medicaid (65+) = 160

Provider Profile:

- Residential & Nursing Care = 0
- Home Health Care = 0
- Assisted Living = 1

Focus on Residential & Nursing Care:

Statewide Economic Impact:

- Direct Employment = 24,000
- Total Jobs Supported = 33,000
- Est. Total Wages = \$598.5 million
- Est. Retail Sales Supported = \$313 million
- Est. Contribution to Local Sales Tax Revenues = \$20 million

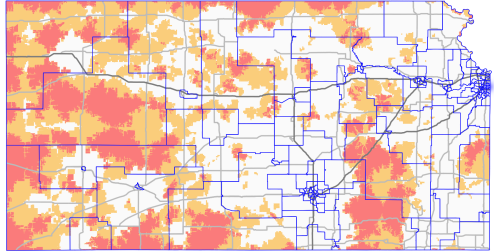
Risk to Access:

- Statewide, since the start of the pandemic:
 - 47 providers have closed or reduced their offerings
 - 2,147 fewer certified beds available overall
- 85,000 statewide have only one provider within a 30-minute drive
- 23,000 statewide have no providers within a 30-minutes drive

Agency staffing is up **around 60%** statewide since the start of the pandemic. Statewide, average agency staffing costs are up **\$14.62 per resident day** since 2020.

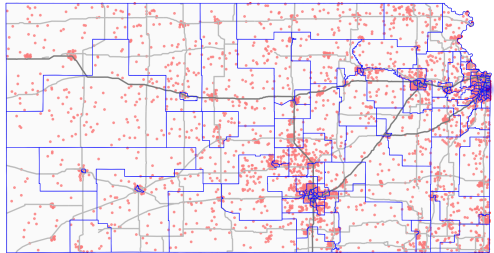
Providers Within a 30-Minute Drive

White > 1, Orange = 1, Red = 0



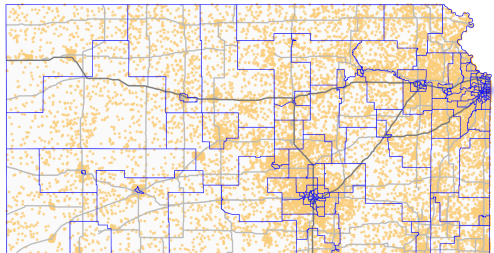
Where Kansans Aged 85+ Live

Dot = 10 Older Kansans



Where Kansans Aged 65 to 84 Live

Dot = 10 Older Kansans



AGING SERVICES IN HOUSE DISTRICT 20

Contact:

Rachel Monger, President & CEO
785.233.7443, rachel@leadingagekansas.org

Population Profile:

- Total Population = 23,650
 - Over 65 = 6,588
 - Medicaid (65+) = 271

Provider Profile:

- Residential & Nursing Care = 5
- Home Health Care = 6
- Assisted Living = 7

Focus on Residential & Nursing Care:

Economic Impact (2022):

- Direct Employment = 706
- Total Jobs Supported = 959
- Direct Wages = \$9,412,273
- Est. Total Wages = \$13,532,966
- Est. Contribution to Local Sales Tax Revenues = \$320,366

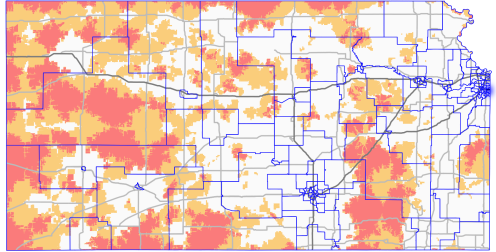
Risk to Access:

- 450 certified beds in this district
 - 25 fewer than the start of the pandemic
- 85,000 statewide have only one provider within a 30-minute drive
- 23,000 statewide have no providers within a 30-minutes drive

Agency staffing is up **97.37%** since the start of the pandemic. Statewide, average agency staffing costs are up **\$14.62 per resident day** since 2020.

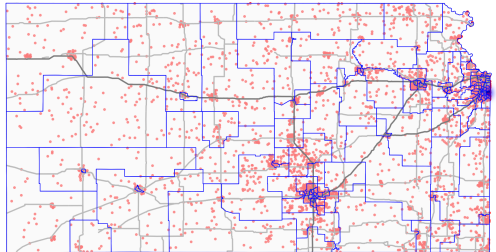
Providers Within a 30-Minute Drive

White > 1, Orange = 1, Red = 0



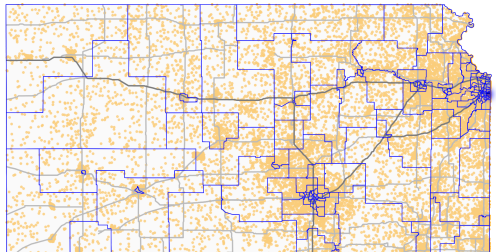
Where Kansans Aged 85+ Live

Dot = 10 Older Kansans



Where Kansans Aged 65 to 84 Live

Dot = 10 Older Kansans



AGING SERVICES IN HOUSE DISTRICT 21

Contact:

Rachel Monger, President & CEO
785.233.7443, rachel@leadingagekansas.org

Population Profile:

- Total Population = 23,871
 - Over 65 = 4,567
 - Medicaid (65+) = 174

Provider Profile:

- Residential & Nursing Care = 3
- Home Health Care = 0
- Assisted Living = 2

Focus on Residential & Nursing Care:

Economic Impact (2022):

- Direct Employment = 188
- Total Jobs Supported = 255
- Direct Wages = \$1,136,943
- Est. Total Wages = \$1,634,697
- Est. Contribution to Local Sales Tax Revenues = \$38,698

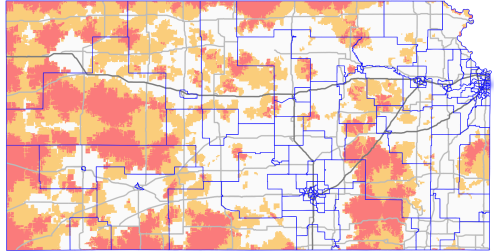
Risk to Access:

- 192 certified beds in this district
- 85,000 statewide have only one provider within a 30-minute drive
- 23,000 statewide have no providers within a 30-minutes drive

Agency staffing is up **115.15%** since the start of the pandemic. Statewide, average agency staffing costs are up **\$14.62 per resident day** since 2020.

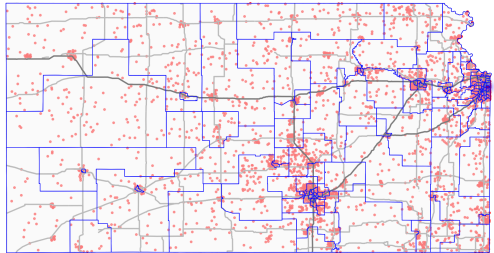
Providers Within a 30-Minute Drive

White > 1, Orange = 1, Red = 0



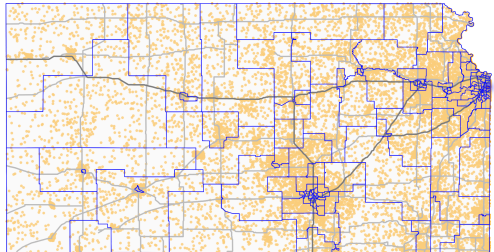
Where Kansans Aged 85+ Live

Dot = 10 Older Kansans



Where Kansans Aged 65 to 84 Live

Dot = 10 Older Kansans



AGING SERVICES IN HOUSE DISTRICT 22

Contact:

Rachel Monger, President & CEO
785.233.7443, rachel@leadingagekansas.org

Population Profile:

- Total Population = 23,899
 - Over 65 = 3,925
 - Medicaid (65+) = 313

Provider Profile:

- Residential & Nursing Care = 0
- Home Health Care = 0
- Assisted Living = 1

Focus on Residential & Nursing Care:

Statewide Economic Impact:

- Direct Employment = 24,000
- Total Jobs Supported = 33,000
- Est. Total Wages = \$598.5 million
- Est. Retail Sales Supported = \$313 million
- Est. Contribution to Local Sales Tax Revenues = \$20 million

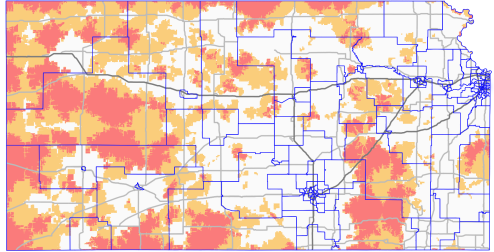
Risk to Access:

- Statewide, since the start of the pandemic:
 - 47 providers have closed or reduced their offerings
 - 2,147 fewer certified beds available overall
- 85,000 statewide have only one provider within a 30-minute drive
- 23,000 statewide have no providers within a 30-minutes drive

Agency staffing is up **around 60%** statewide since the start of the pandemic. Statewide, average agency staffing costs are up **\$14.62 per resident day** since 2020.

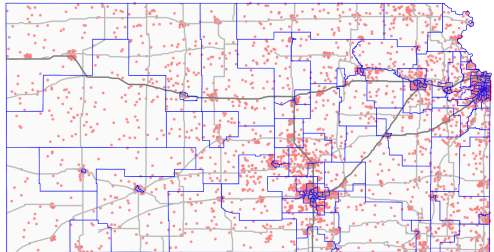
Providers Within a 30-Minute Drive

White > 1, Orange = 1, Red = 0



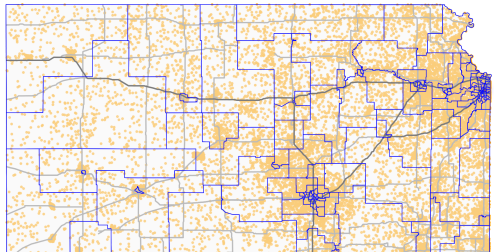
Where Kansans Aged 85+ Live

Dot = 10 Older Kansans



Where Kansans Aged 65 to 84 Live

Dot = 10 Older Kansans



AGING SERVICES IN HOUSE DISTRICT 23

Contact:

Rachel Monger, President & CEO
785.233.7443, rachel@leadingagekansas.org

Population Profile:

- Total Population = 24,042
 - Over 65 = 3,829
 - Medicaid (65+) = 177

Provider Profile:

- Residential & Nursing Care = 2
- Home Health Care = 0
- Assisted Living = 2

Focus on Residential & Nursing Care:

Economic Impact (2022):

- Direct Employment = 244
- Total Jobs Supported = 331
- Direct Wages = \$4,466,357
- Est. Total Wages = \$6,421,728
- Est. Contribution to Local Sales Tax Revenues = \$152,022

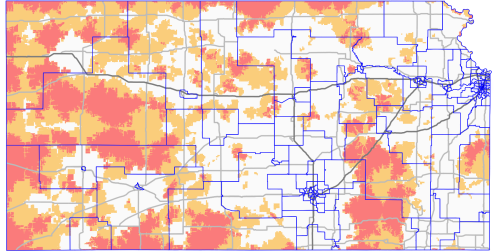
Risk to Access:

- 256 certified beds in this district
- 85,000 statewide have only one provider within a 30-minute drive
- 23,000 statewide have no providers within a 30-minutes drive

Agency staffing is up **400%** since the start of the pandemic. This district has seen **above average** agency staffing cost increases.

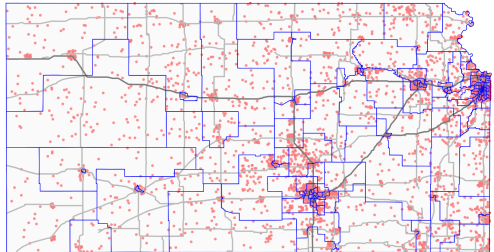
Providers Within a 30-Minute Drive

White > 1, Orange = 1, Red = 0



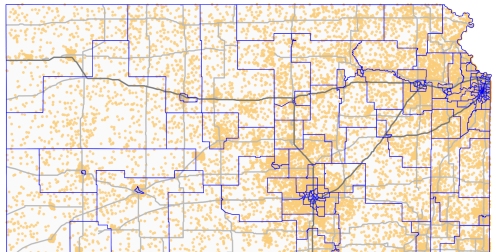
Where Kansans Aged 85+ Live

Dot = 10 Older Kansans



Where Kansans Aged 65 to 84 Live

Dot = 10 Older Kansans



AGING SERVICES IN HOUSE DISTRICT 24

Contact:

Rachel Monger, President & CEO
785.233.7443, rachel@leadingagekansas.org

Population Profile:

- Total Population = 23,314
 - Over 65 = 3,747
 - Medicaid (65+) = 156

Provider Profile:

- Residential & Nursing Care = 2
- Home Health Care = 2
- Assisted Living = 1

Focus on Residential & Nursing Care:

Economic Impact (2022):

- Direct Employment = 212
- Total Jobs Supported = 288
- Direct Wages = \$4,620,987
- Est. Total Wages = \$6,644,055
- Est. Contribution to Local Sales Tax Revenues = \$157,285

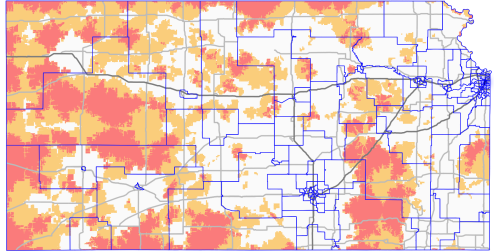
Risk to Access:

- 221 certified beds in this district
- 85,000 statewide have only one provider within a 30-minute drive
- 23,000 statewide have no providers within a 30-minutes drive

Agency staffing is up **around 60%** statewide since the start of the pandemic. Statewide, average agency staffing costs are up **\$14.62 per resident day** since 2020.

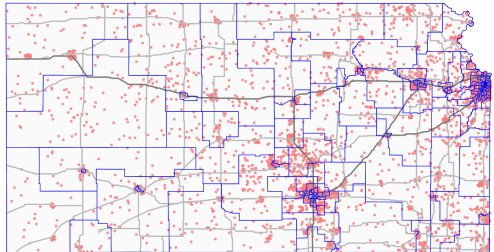
Providers Within a 30-Minute Drive

White > 1, Orange = 1, Red = 0



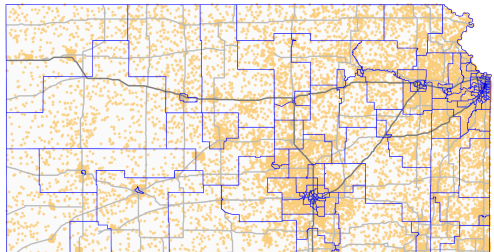
Where Kansans Aged 85+ Live

Dot = 10 Older Kansans



Where Kansans Aged 65 to 84 Live

Dot = 10 Older Kansans



AGING SERVICES IN HOUSE DISTRICT 25

Contact:

Rachel Monger, President & CEO
785.233.7443, rachel@leadingagekansas.org

Population Profile:

- Total Population = 24,050
 - Over 65 = 4,282
 - Medicaid (65+) = 366

Provider Profile:

- Residential & Nursing Care = 0
- Home Health Care = 0
- Assisted Living = 2

Focus on Residential & Nursing Care:

Statewide Economic Impact:

- Direct Employment = 24,000
- Total Jobs Supported = 33,000
- Est. Total Wages = \$598.5 million
- Est. Retail Sales Supported = \$313 million
- Est. Contribution to Local Sales Tax Revenues = \$20 million

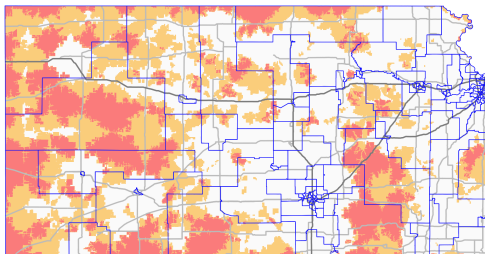
Risk to Access:

- Statewide, since the start of the pandemic:
 - 47 providers have closed or reduced their offerings
 - 2,147 fewer certified beds available overall
- 85,000 statewide have only one provider within a 30-minute drive
- 23,000 statewide have no providers within a 30-minutes drive

Agency staffing is up **around 60%** statewide since the start of the pandemic. Statewide, average agency staffing costs are up **\$14.62 per resident day** since 2020.

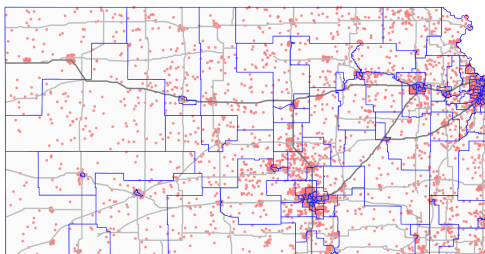
Providers Within a 30-Minute Drive

White > 1, Orange = 1, Red = 0



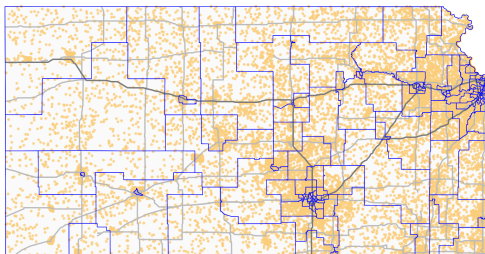
Where Kansans Aged 85+ Live

Dot = 10 Older Kansans



Where Kansans Aged 65 to 84 Live

Dot = 10 Older Kansans



AGING SERVICES IN HOUSE DISTRICT 26

Contact:

Rachel Monger, President & CEO
785.233.7443, rachel@leadingagekansas.org

Population Profile:

- Total Population = 23,543
 - Over 65 = 2,587
 - Medicaid (65+) = 100

Provider Profile:

- Residential & Nursing Care = 1
- Home Health Care = 0
- Assisted Living = 1

Focus on Residential & Nursing Care:

Economic Impact (2022):

- Direct Employment = 48
- Total Jobs Supported = 65
- Direct Wages = \$1,429,258
- Est. Total Wages = \$2,054,987
- Est. Contribution to Local Sales Tax Revenues = \$48,648

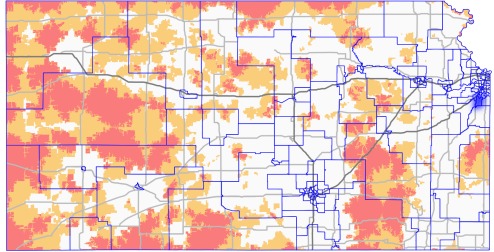
Risk to Access:

- 45 certified beds in this district
- 85,000 statewide have only one provider within a 30-minute drive
- 23,000 statewide have no providers within a 30-minutes drive

Agency staffing is up **28.57%** since the start of the pandemic. This district has seen **above average** agency staffing cost increases.

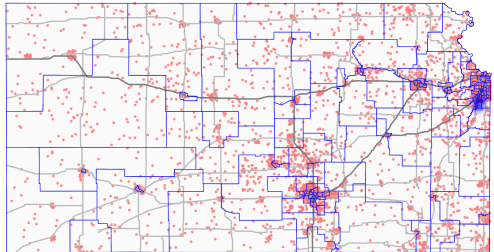
Providers Within a 30-Minute Drive

White > 1, Orange = 1, Red = 0



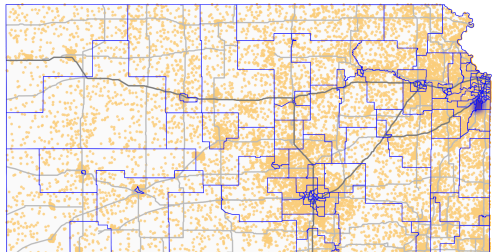
Where Kansans Aged 85+ Live

Dot = 10 Older Kansans



Where Kansans Aged 65 to 84 Live

Dot = 10 Older Kansans



AGING SERVICES IN HOUSE DISTRICT 27

Contact:

Rachel Monger, President & CEO
785.233.7443, rachel@leadingagekansas.org

Population Profile:

- Total Population = 23,335
 - Over 65 = 3,403
 - Medicaid (65+) = 194

Provider Profile:

- Residential & Nursing Care = 1
- Home Health Care = 0
- Assisted Living = 2

Focus on Residential & Nursing Care:

Economic Impact (2022):

- Direct Employment = 117
- Total Jobs Supported = 159
- Direct Wages = \$1,052,318
- Est. Total Wages = \$1,513,023
- Est. Contribution to Local Sales Tax Revenues = \$35,818

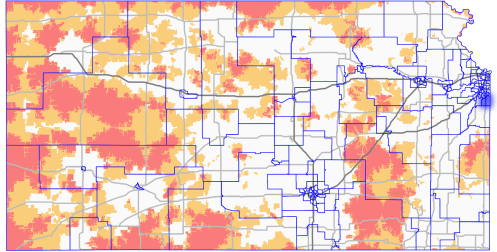
Risk to Access:

- 70 certified beds in this district
- 85,000 statewide have only one provider within a 30-minute drive
- 23,000 statewide have no providers within a 30-minutes drive

Agency staffing is up **161.54%** since the start of the pandemic. Statewide, average agency staffing costs are up **\$14.62 per resident day** since 2020.

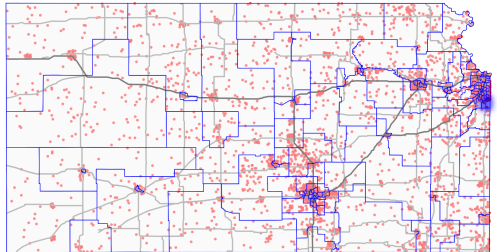
Providers Within a 30-Minute Drive

White > 1, Orange = 1, Red = 0



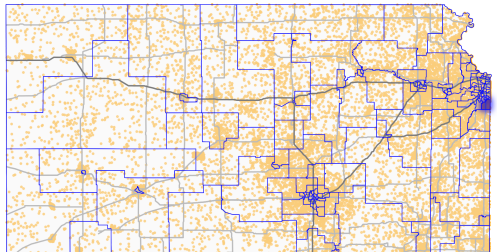
Where Kansans Aged 85+ Live

Dot = 10 Older Kansans



Where Kansans Aged 65 to 84 Live

Dot = 10 Older Kansans



AGING SERVICES IN HOUSE DISTRICT 28

Contact:

Rachel Monger, President & CEO
785.233.7443, rachel@leadingagekansas.org

Population Profile:

- Total Population = 23,453
 - Over 65 = 3,893
 - Medicaid (65+) = 64

Provider Profile:

- Residential & Nursing Care = 0
- Home Health Care = 0
- Assisted Living = 0

Focus on Residential & Nursing Care:

Statewide Economic Impact:

- Direct Employment = 24,000
- Total Jobs Supported = 33,000
- Est. Total Wages = \$598.5 million
- Est. Retail Sales Supported = \$313 million
- Est. Contribution to Local Sales Tax Revenues = \$20 million

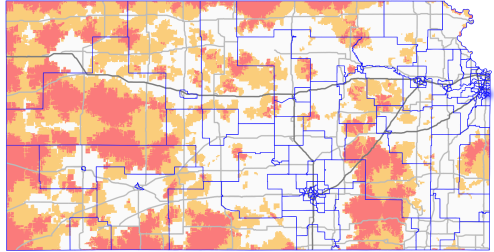
Risk to Access:

- Statewide, since the start of the pandemic:
 - 47 providers have closed or reduced their offerings
 - 2,147 fewer certified beds available overall
- 85,000 statewide have only one provider within a 30-minute drive
- 23,000 statewide have no providers within a 30-minutes drive

Agency staffing is up **around 60%** statewide since the start of the pandemic. Statewide, average agency staffing costs are up **\$14.62 per resident day** since 2020.

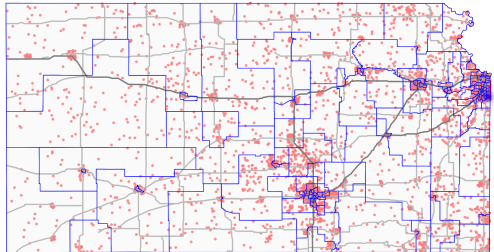
Providers Within a 30-Minute Drive

White > 1, Orange = 1, Red = 0



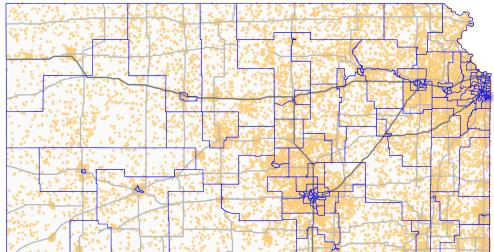
Where Kansans Aged 85+ Live

Dot = 10 Older Kansans



Where Kansans Aged 65 to 84 Live

Dot = 10 Older Kansans



AGING SERVICES IN HOUSE DISTRICT 29

Contact:

Rachel Monger, President & CEO
785.233.7443, rachel@leadingagekansas.org

Population Profile:

- Total Population = 24,071
 - Over 65 = 4,507
 - Medicaid (65+) = 161

Provider Profile:

- Residential & Nursing Care = 2
- Home Health Care = 1
- Assisted Living = 1

Focus on Residential & Nursing Care:

Economic Impact (2022):

- Direct Employment = 52
- Total Jobs Supported = 71

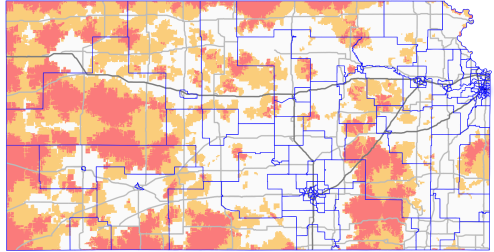
Risk to Access:

- 164 certified beds in this district
- 85,000 statewide have only one provider within a 30-minute drive
- 23,000 statewide have no providers within a 30-minutes drive

Agency staffing is up **around 60%** statewide since the start of the pandemic. Statewide, average agency staffing costs are up **\$14.62 per resident day** since 2020.

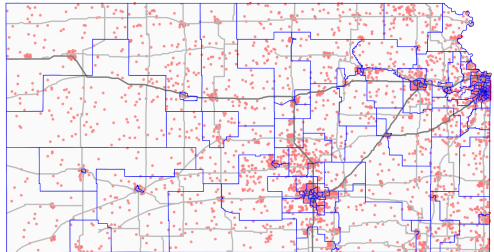
Providers Within a 30-Minute Drive

White > 1, Orange = 1, Red = 0



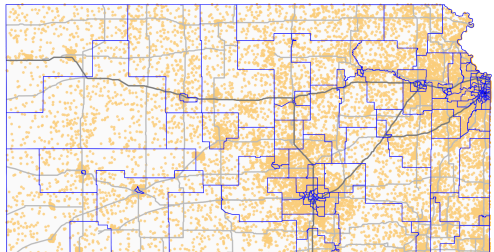
Where Kansans Aged 85+ Live

Dot = 10 Older Kansans



Where Kansans Aged 65 to 84 Live

Dot = 10 Older Kansans



AGING SERVICES IN HOUSE DISTRICT 30

Contact:

Rachel Monger, President & CEO
785.233.7443, rachel@leadingagekansas.org

Population Profile:

- Total Population = 23,578
 - Over 65 = 3,184
 - Medicaid (65+) = 227

Provider Profile:

- Residential & Nursing Care = 1
- Home Health Care = 1
- Assisted Living = 3

Focus on Residential & Nursing Care:

Economic Impact (2022):

- Direct Employment = 156
- Total Jobs Supported = 212
- Direct Wages = \$1,855,728
- Est. Total Wages = \$2,668,166
- Est. Contribution to Local Sales Tax Revenues = \$63,163

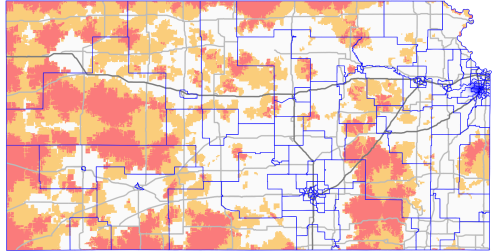
Risk to Access:

- 170 certified beds in this district
- 85,000 statewide have only one provider within a 30-minute drive
- 23,000 statewide have no providers within a 30-minutes drive

Agency staffing is up **80%** since the start of the pandemic. Statewide, average agency staffing costs are up **\$14.62 per resident day** since 2020.

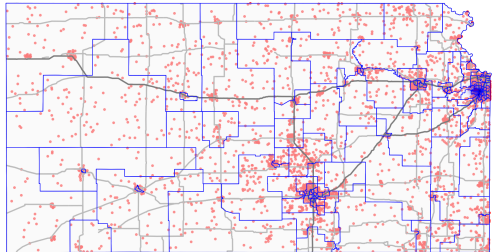
Providers Within a 30-Minute Drive

White > 1, Orange = 1, Red = 0



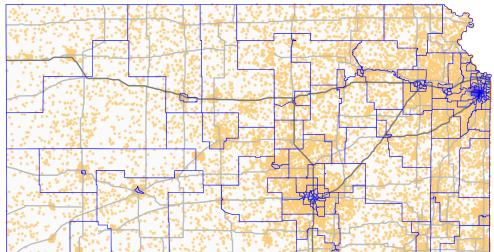
Where Kansans Aged 85+ Live

Dot = 10 Older Kansans



Where Kansans Aged 65 to 84 Live

Dot = 10 Older Kansans



AGING SERVICES IN HOUSE DISTRICT 31

Contact:

Rachel Monger, President & CEO
785.233.7443, rachel@leadingagekansas.org

Population Profile:

- Total Population = 23,924
 - Over 65 = 2,760
 - Medicaid (65+) = 431

Provider Profile:

- Residential & Nursing Care = 1
- Home Health Care = 1
- Assisted Living = 0

Focus on Residential & Nursing Care:

Economic Impact (2022):

- Direct Employment = 83
- Total Jobs Supported = 113
- Direct Wages = \$6,318,986
- Est. Total Wages = \$9,085,438
- Est. Contribution to Local Sales Tax Revenues = \$215,080

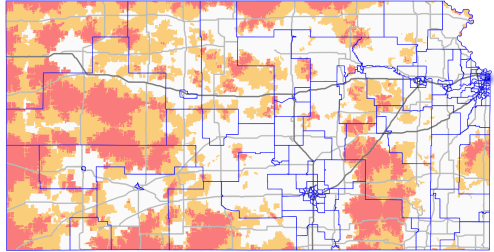
Risk to Access:

- 96 certified beds in this district
- 85,000 statewide have only one provider within a 30-minute drive
- 23,000 statewide have no providers within a 30-minutes drive

Agency staffing is up **100%** since the start of the pandemic. This district has seen **some of the highest** agency staffing cost increases.

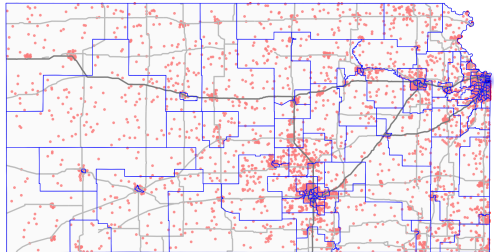
Providers Within a 30-Minute Drive

White > 1, Orange = 1, Red = 0



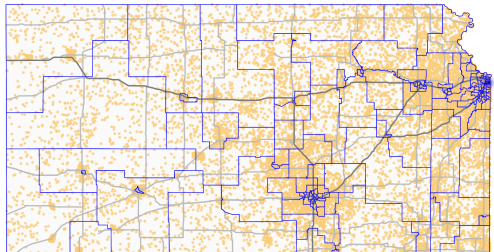
Where Kansans Aged 85+ Live

Dot = 10 Older Kansans



Where Kansans Aged 65 to 84 Live

Dot = 10 Older Kansans



AGING SERVICES IN HOUSE DISTRICT 32

Contact:

Rachel Monger, President & CEO
785.233.7443, rachel@leadingagekansas.org

Population Profile:

- Total Population = 23,900
 - Over 65 = 2,022
 - Medicaid (65+) = 388

Provider Profile:

- Residential & Nursing Care = 0
- Home Health Care = 2
- Assisted Living = 0

Focus on Residential & Nursing Care:

Statewide Economic Impact:

- Direct Employment = 24,000
- Total Jobs Supported = 33,000
- Est. Total Wages = \$598.5 million
- Est. Retail Sales Supported = \$313 million
- Est. Contribution to Local Sales Tax Revenues = \$20 million

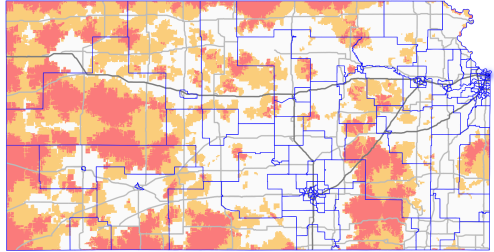
Risk to Access:

- Statewide, since the start of the pandemic:
 - 47 providers have closed or reduced their offerings
 - 2,147 fewer certified beds available overall
- 85,000 statewide have only one provider within a 30-minute drive
- 23,000 statewide have no providers within a 30-minutes drive

Agency staffing is up **around 60%** statewide since the start of the pandemic. Statewide, average agency staffing costs are up **\$14.62 per resident day** since 2020.

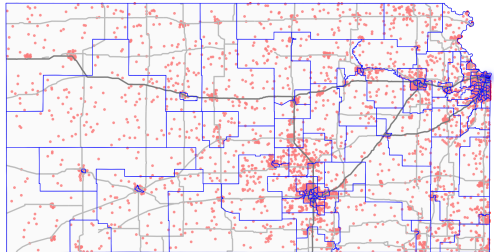
Providers Within a 30-Minute Drive

White > 1, Orange = 1, Red = 0



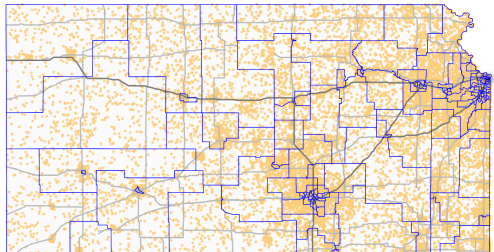
Where Kansans Aged 85+ Live

Dot = 10 Older Kansans



Where Kansans Aged 65 to 84 Live

Dot = 10 Older Kansans



AGING SERVICES IN HOUSE DISTRICT 33

Contact:

Rachel Monger, President & CEO
785.233.7443, rachel@leadingagekansas.org

Population Profile:

- Total Population = 24,314
 - Over 65 = 3,374
 - Medicaid (65+) = 299

Provider Profile:

- Residential & Nursing Care = 4
- Home Health Care = 0
- Assisted Living = 1

Focus on Residential & Nursing Care:

Economic Impact (2022):

- Direct Employment = 249
- Total Jobs Supported = 338
- Direct Wages = \$10,060,288
- Est. Total Wages = \$14,464,682
- Est. Contribution to Local Sales Tax Revenues = \$342,422

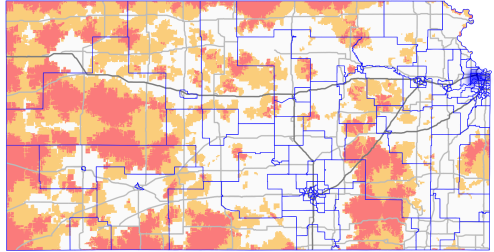
Risk to Access:

- 237 certified beds in this district
- 85,000 statewide have only one provider within a 30-minute drive
- 23,000 statewide have no providers within a 30-minutes drive

Agency staffing is up **76%** since the start of the pandemic. Statewide, average agency staffing costs are up **\$14.62 per resident day** since 2020.

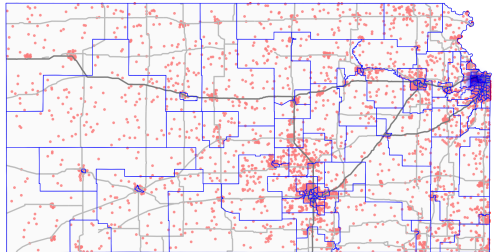
Providers Within a 30-Minute Drive

White > 1, Orange = 1, Red = 0



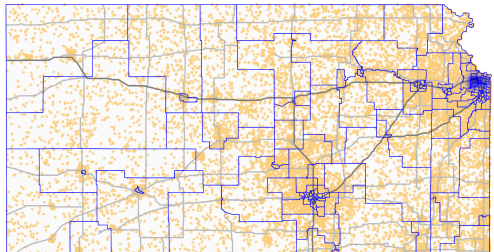
Where Kansans Aged 85+ Live

Dot = 10 Older Kansans



Where Kansans Aged 65 to 84 Live

Dot = 10 Older Kansans



AGING SERVICES IN HOUSE DISTRICT 34

Contact:

Rachel Monger, President & CEO
785.233.7443, rachel@leadingagekansas.org

Population Profile:

- Total Population = 24,230
 - Over 65 = 2,629
 - Medicaid (65+) = 595

Provider Profile:

- Residential & Nursing Care = 0
- Home Health Care = 0
- Assisted Living = 0

Focus on Residential & Nursing Care:

Statewide Economic Impact:

- Direct Employment = 24,000
- Total Jobs Supported = 33,000
- Est. Total Wages = \$598.5 million
- Est. Retail Sales Supported = \$313 million
- Est. Contribution to Local Sales Tax Revenues = \$20 million

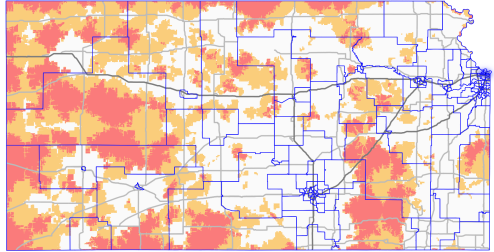
Risk to Access:

- Statewide, since the start of the pandemic:
 - 47 providers have closed or reduced their offerings
 - 2,147 fewer certified beds available overall
- 85,000 statewide have only one provider within a 30-minute drive
- 23,000 statewide have no providers within a 30-minutes drive

Agency staffing is up **around 60%** statewide since the start of the pandemic. Statewide, average agency staffing costs are up **\$14.62 per resident day** since 2020.

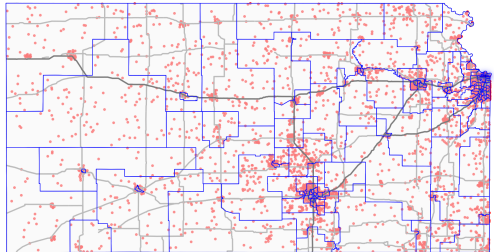
Providers Within a 30-Minute Drive

White > 1, Orange = 1, Red = 0



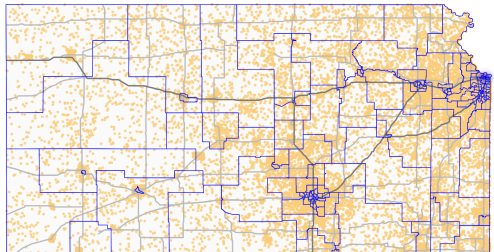
Where Kansans Aged 85+ Live

Dot = 10 Older Kansans



Where Kansans Aged 65 to 84 Live

Dot = 10 Older Kansans



AGING SERVICES IN HOUSE DISTRICT 35

Contact:

Rachel Monger, President & CEO
785.233.7443, rachel@leadingagekansas.org

Population Profile:

- Total Population = 24,209
 - Over 65 = 3,223
 - Medicaid (65+) = 485

Provider Profile:

- Residential & Nursing Care = 2
- Home Health Care = 0
- Assisted Living = 0

Focus on Residential & Nursing Care:

Economic Impact (2022):

- Direct Employment = 135
- Total Jobs Supported = 183
- Direct Wages = \$4,801,155
- Est. Total Wages = \$6,903,101
- Est. Contribution to Local Sales Tax Revenues = \$163,417

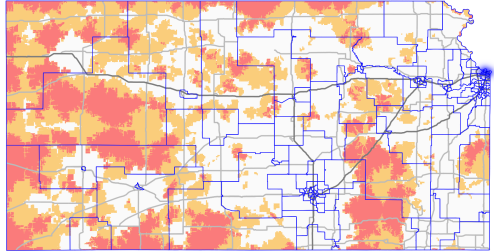
Risk to Access:

- 147 certified beds in this district
 - 10 fewer than the start of the pandemic
- 85,000 statewide have only one provider within a 30-minute drive
- 23,000 statewide have no providers within a 30-minutes drive

Agency staffing is up **140%** since the start of the pandemic. Statewide, average agency staffing costs are up **\$14.62 per resident day** since 2020.

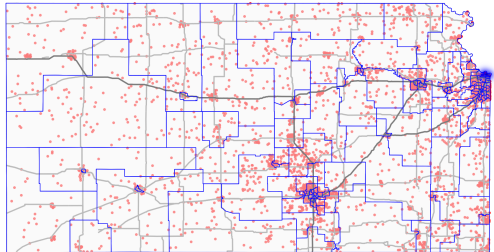
Providers Within a 30-Minute Drive

White > 1, Orange = 1, Red = 0



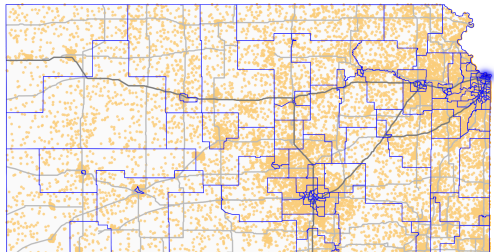
Where Kansans Aged 85+ Live

Dot = 10 Older Kansans



Where Kansans Aged 65 to 84 Live

Dot = 10 Older Kansans



AGING SERVICES IN HOUSE DISTRICT 36

Contact:

Rachel Monger, President & CEO
785.233.7443, rachel@leadingagekansas.org

Population Profile:

- Total Population = 23,783
 - Over 65 = 3,976
 - Medicaid (65+) = 249

Provider Profile:

- Residential & Nursing Care = 2
- Home Health Care = 0
- Assisted Living = 3

Focus on Residential & Nursing Care:

Economic Impact (2022):

- Direct Employment = 266
- Total Jobs Supported = 361
- Direct Wages = \$5,379,735
- Est. Total Wages = \$7,734,983
- Est. Contribution to Local Sales Tax Revenues = \$183,110

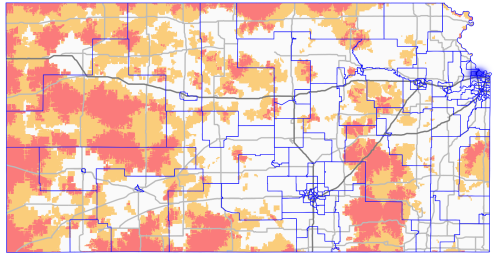
Risk to Access:

- 201 certified beds in this district
 - 23 fewer than the start of the pandemic
- 85,000 statewide have only one provider within a 30-minute drive
- 23,000 statewide have no providers within a 30-minutes drive

Agency staffing is up **16.67%** since the start of the pandemic. Statewide, average agency staffing costs are up **\$14.62 per resident day** since 2020.

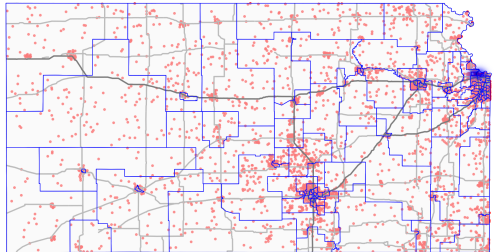
Providers Within a 30-Minute Drive

White > 1, Orange = 1, Red = 0



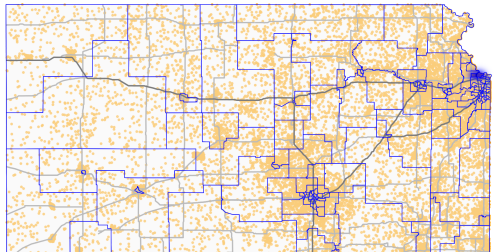
Where Kansans Aged 85+ Live

Dot = 10 Older Kansans



Where Kansans Aged 65 to 84 Live

Dot = 10 Older Kansans



AGING SERVICES IN HOUSE DISTRICT 37

Contact:

Rachel Monger, President & CEO
785.233.7443, rachel@leadingagekansas.org

Population Profile:

- Total Population = 23,201
 - Over 65 = 3,300
 - Medicaid (65+) = 475

Provider Profile:

- Residential & Nursing Care = 1
- Home Health Care = 1
- Assisted Living = 0

Focus on Residential & Nursing Care:

Economic Impact (2022):

- Direct Employment = 36
- Total Jobs Supported = 49
- Direct Wages = \$7,794,632
- Est. Total Wages = \$11,207,122
- Est. Contribution to Local Sales Tax Revenues = \$265,306

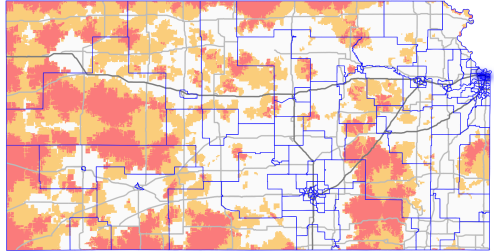
Risk to Access:

- 45 certified beds in this district
- 85,000 statewide have only one provider within a 30-minute drive
- 23,000 statewide have no providers within a 30-minutes drive

Agency staffing is up **around 60%** statewide since the start of the pandemic. This district has seen **some of the highest** agency staffing cost increases.

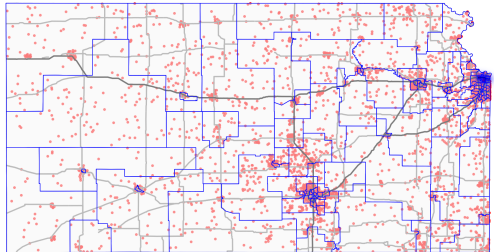
Providers Within a 30-Minute Drive

White > 1, Orange = 1, Red = 0



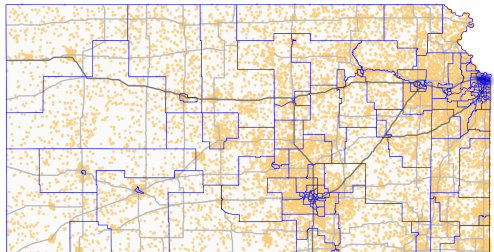
Where Kansans Aged 85+ Live

Dot = 10 Older Kansans



Where Kansans Aged 65 to 84 Live

Dot = 10 Older Kansans



AGING SERVICES IN HOUSE DISTRICT 38

Contact:

Rachel Monger, President & CEO
785.233.7443, rachel@leadingagekansas.org

Population Profile:

- Total Population = 23,097
 - Over 65 = 4,178
 - Medicaid (65+) = 161

Provider Profile:

- Residential & Nursing Care = 1
- Home Health Care = 0
- Assisted Living = 1

Focus on Residential & Nursing Care:

Economic Impact (2022):

- Direct Employment = 76
- Total Jobs Supported = 103
- Direct Wages = \$1,708,523
- Est. Total Wages = \$2,456,514
- Est. Contribution to Local Sales Tax Revenues = \$58,153

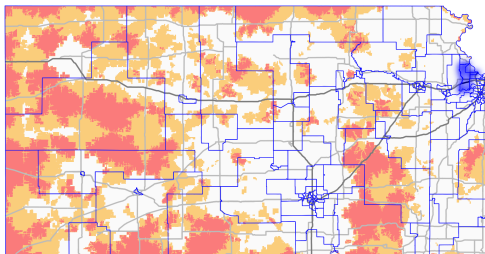
Risk to Access:

- 45 certified beds in this district
- 85,000 statewide have only one provider within a 30-minute drive
- 23,000 statewide have no providers within a 30-minutes drive

Agency staffing is up **147.62%** since the start of the pandemic. This district has seen **above average** agency staffing cost increases.

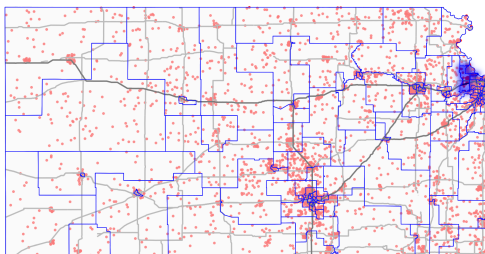
Providers Within a 30-Minute Drive

White > 1, Orange = 1, Red = 0



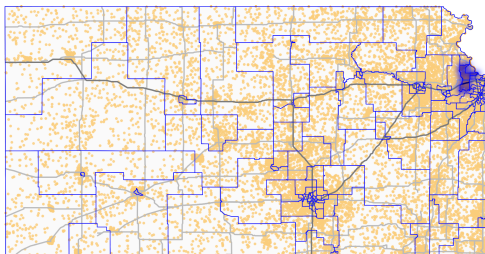
Where Kansans Aged 85+ Live

Dot = 10 Older Kansans



Where Kansans Aged 65 to 84 Live

Dot = 10 Older Kansans



AGING SERVICES IN HOUSE DISTRICT 39

Contact:

Rachel Monger, President & CEO
785.233.7443, rachel@leadingagekansas.org

Population Profile:

- Total Population = 22,663
 - Over 65 = 2,576
 - Medicaid (65+) = 103

Provider Profile:

- Residential & Nursing Care = 0
- Home Health Care = 0
- Assisted Living = 0

Focus on Residential & Nursing Care:

Statewide Economic Impact:

- Direct Employment = 24,000
- Total Jobs Supported = 33,000
- Est. Total Wages = \$598.5 million
- Est. Retail Sales Supported = \$313 million
- Est. Contribution to Local Sales Tax Revenues = \$20 million

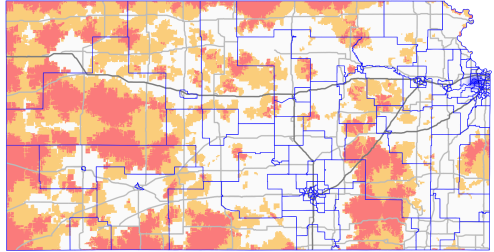
Risk to Access:

- Statewide, since the start of the pandemic:
 - 47 providers have closed or reduced their offerings
 - 2,147 fewer certified beds available overall
- 85,000 statewide have only one provider within a 30-minute drive
- 23,000 statewide have no providers within a 30-minutes drive

Agency staffing is up **around 60%** statewide since the start of the pandemic. Statewide, average agency staffing costs are up **\$14.62 per resident day** since 2020.

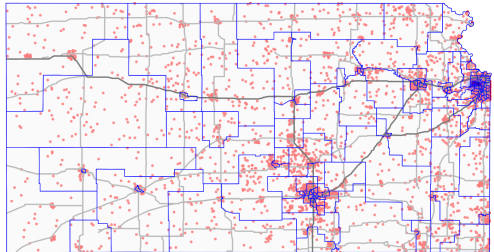
Providers Within a 30-Minute Drive

White > 1, Orange = 1, Red = 0



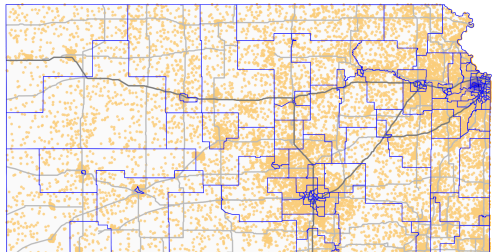
Where Kansans Aged 85+ Live

Dot = 10 Older Kansans



Where Kansans Aged 65 to 84 Live

Dot = 10 Older Kansans



AGING SERVICES IN HOUSE DISTRICT 40

Contact:

Rachel Monger, President & CEO
785.233.7443, rachel@leadingagekansas.org

Population Profile:

- Total Population = 23,973
 - Over 65 = 3,795
 - Medicaid (65+) = 177

Provider Profile:

- Residential & Nursing Care = 2
- Home Health Care = 0
- Assisted Living = 2

Focus on Residential & Nursing Care:

Economic Impact (2022):

- Direct Employment = 161
- Total Jobs Supported = 219
- Direct Wages = \$3,400,323
- Est. Total Wages = \$4,888,984
- Est. Contribution to Local Sales Tax Revenues = \$115,737

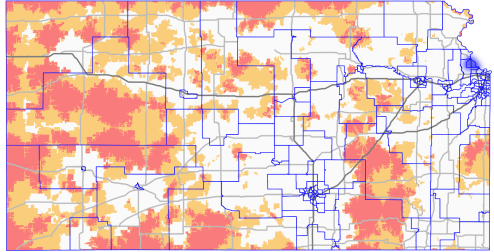
Risk to Access:

- 118 certified beds in this district
 - 20 fewer than the start of the pandemic
- 85,000 statewide have only one provider within a 30-minute drive
- 23,000 statewide have no providers within a 30-minutes drive

Agency staffing is up **78.57%** since the start of the pandemic. This district has seen **above average** agency staffing cost increases.

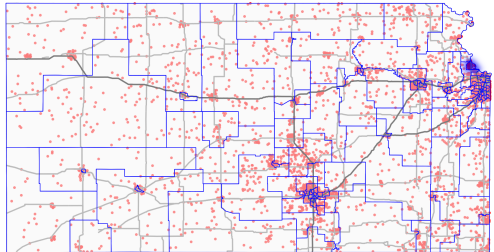
Providers Within a 30-Minute Drive

White > 1, Orange = 1, Red = 0



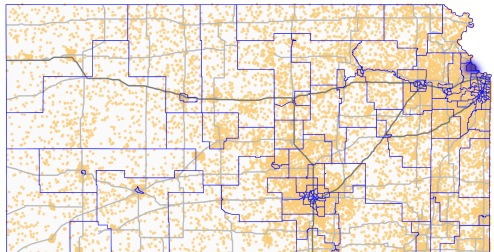
Where Kansans Aged 85+ Live

Dot = 10 Older Kansans



Where Kansans Aged 65 to 84 Live

Dot = 10 Older Kansans



AGING SERVICES IN HOUSE DISTRICT 41

Contact:

Rachel Monger, President & CEO
785.233.7443, rachel@leadingagekansas.org

Population Profile:

- Total Population = 23,430
 - Over 65 = 2,517
 - Medicaid (65+) = 200

Provider Profile:

- Residential & Nursing Care = 0
- Home Health Care = 0
- Assisted Living = 0

Focus on Residential & Nursing Care:

Statewide Economic Impact:

- Direct Employment = 24,000
- Total Jobs Supported = 33,000
- Est. Total Wages = \$598.5 million
- Est. Retail Sales Supported = \$313 million
- Est. Contribution to Local Sales Tax Revenues = \$20 million

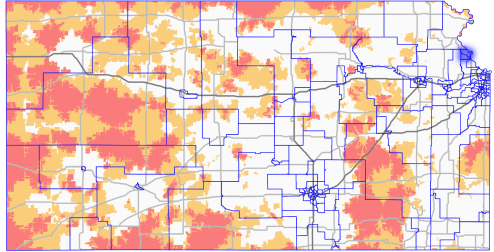
Risk to Access:

- Statewide, since the start of the pandemic:
 - 47 providers have closed or reduced their offerings
 - 2,147 fewer certified beds available overall
- 26 district residents have only one provider within a 30-minute drive
- 23,000 statewide have no providers within a 30-minutes drive

Agency staffing is up **around 60%** statewide since the start of the pandemic. Statewide, average agency staffing costs are up **\$14.62 per resident day** since 2020.

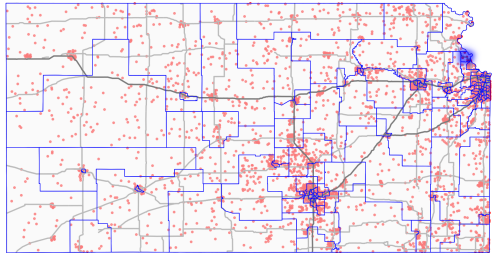
Providers Within a 30-Minute Drive

White > 1, Orange = 1, Red = 0



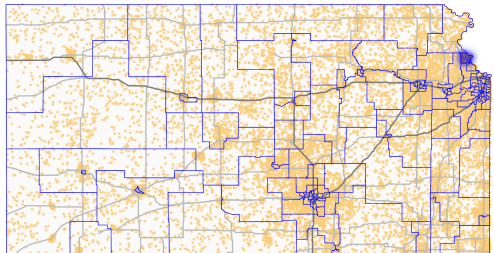
Where Kansans Aged 85+ Live

Dot = 10 Older Kansans



Where Kansans Aged 65 to 84 Live

Dot = 10 Older Kansans



AGING SERVICES IN HOUSE DISTRICT 42

Contact:

Rachel Monger, President & CEO
785.233.7443, rachel@leadingagekansas.org

Population Profile:

- Total Population = 23,075
 - Over 65 = 3,724
 - Medicaid (65+) = 130

Provider Profile:

- Residential & Nursing Care = 3
- Home Health Care = 0
- Assisted Living = 2

Focus on Residential & Nursing Care:

Economic Impact (2022):

- Direct Employment = 237
- Total Jobs Supported = 322
- Direct Wages = \$3,621,284
- Est. Total Wages = \$5,206,682
- Est. Contribution to Local Sales Tax Revenues = \$123,258

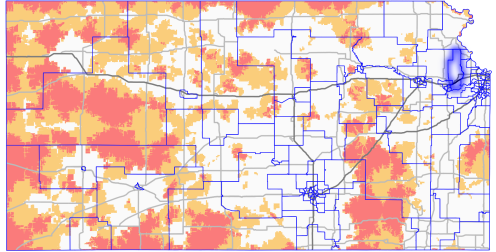
Risk to Access:

- 200 certified beds in this district
 - 9 fewer than the start of the pandemic
- 85,000 statewide have only one provider within a 30-minute drive
- 23,000 statewide have no providers within a 30-minutes drive

Agency staffing is up **203.03%** since the start of the pandemic. This district has seen **above average** agency staffing cost increases.

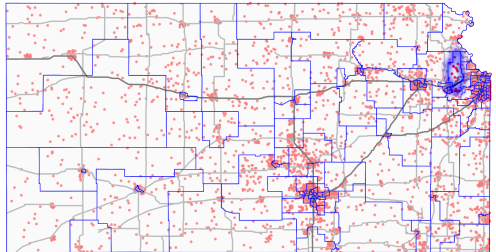
Providers Within a 30-Minute Drive

White > 1, Orange = 1, Red = 0



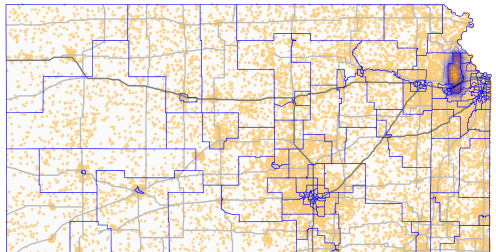
Where Kansans Aged 85+ Live

Dot = 10 Older Kansans



Where Kansans Aged 65 to 84 Live

Dot = 10 Older Kansans



AGING SERVICES IN HOUSE DISTRICT 43

Contact:

Rachel Monger, President & CEO
785.233.7443, rachel@leadingagekansas.org

Population Profile:

- Total Population = 23,744
 - Over 65 = 2,190
 - Medicaid (65+) = 149

Provider Profile:

- Residential & Nursing Care = 2
- Home Health Care = 0
- Assisted Living = 1

Focus on Residential & Nursing Care:

Economic Impact (2022):

- Direct Employment = 207
- Total Jobs Supported = 281

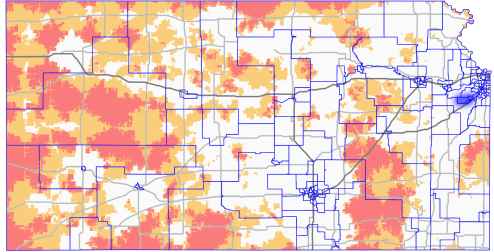
Risk to Access:

- 42 certified beds in this district
 - 82 fewer than the start of the pandemic
- 85,000 statewide have only one provider within a 30-minute drive
- 23,000 statewide have no providers within a 30-minutes drive

Agency staffing is up **around 60%** statewide since the start of the pandemic. Statewide, average agency staffing costs are up **\$14.62 per resident day** since 2020.

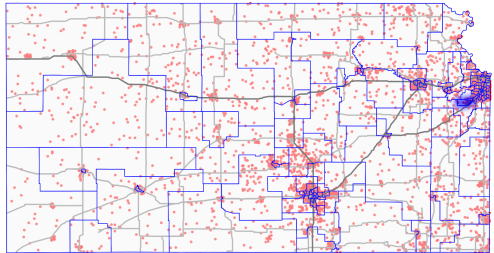
Providers Within a 30-Minute Drive

White > 1, Orange = 1, Red = 0



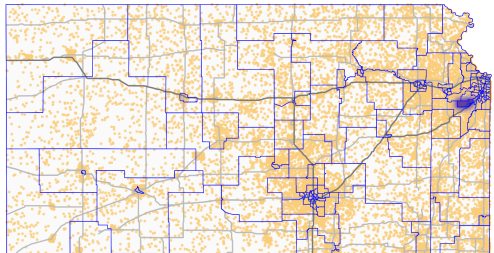
Where Kansans Aged 85+ Live

Dot = 10 Older Kansans



Where Kansans Aged 65 to 84 Live

Dot = 10 Older Kansans



AGING SERVICES IN HOUSE DISTRICT 44

Contact:

Rachel Monger, President & CEO
785.233.7443, rachel@leadingagekansas.org

Population Profile:

- Total Population = 24,346
 - Over 65 = 4,116
 - Medicaid (65+) = 112

Provider Profile:

- Residential & Nursing Care = 2
- Home Health Care = 0
- Assisted Living = 2

Focus on Residential & Nursing Care:

Economic Impact (2022):

- Direct Employment = 164
- Total Jobs Supported = 223
- Direct Wages = \$5,875,150
- Est. Total Wages = \$8,447,291
- Est. Contribution to Local Sales Tax Revenues = \$199,973

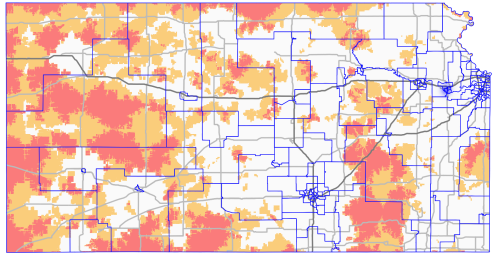
Risk to Access:

- 116 certified beds in this district
- 85,000 statewide have only one provider within a 30-minute drive
- 23,000 statewide have no providers within a 30-minutes drive

Agency staffing is up **around 60%** statewide since the start of the pandemic. This district has seen **above average** agency staffing cost increases.

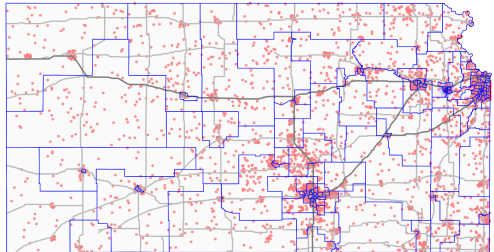
Providers Within a 30-Minute Drive

White > 1, Orange = 1, Red = 0



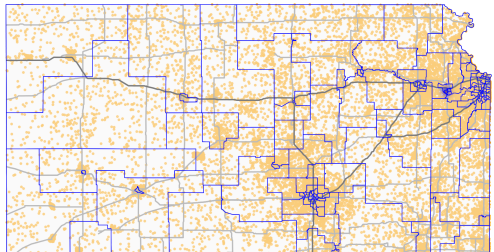
Where Kansans Aged 85+ Live

Dot = 10 Older Kansans



Where Kansans Aged 65 to 84 Live

Dot = 10 Older Kansans



AGING SERVICES IN HOUSE DISTRICT 45

Contact:

Rachel Monger, President & CEO
785.233.7443, rachel@leadingagekansas.org

Population Profile:

- Total Population = 23,558
 - Over 65 = 3,900
 - Medicaid (65+) = 228

Provider Profile:

- Residential & Nursing Care = 0
- Home Health Care = 0
- Assisted Living = 2

Focus on Residential & Nursing Care:

Statewide Economic Impact:

- Direct Employment = 24,000
- Total Jobs Supported = 33,000
- Est. Total Wages = \$598.5 million
- Est. Retail Sales Supported = \$313 million
- Est. Contribution to Local Sales Tax Revenues = \$20 million

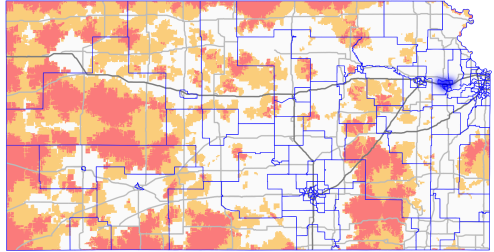
Risk to Access:

- Statewide, since the start of the pandemic:
 - 47 providers have closed or reduced their offerings
 - 2,147 fewer certified beds available overall
- 85,000 statewide have only one provider within a 30-minute drive
- 23,000 statewide have no providers within a 30-minutes drive

Agency staffing is up **around 60%** statewide since the start of the pandemic. Statewide, average agency staffing costs are up **\$14.62 per resident day** since 2020.

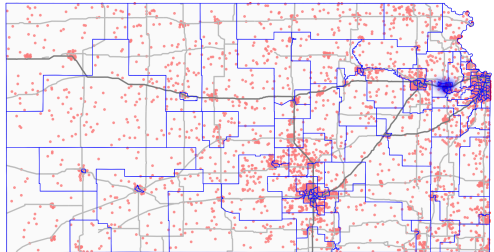
Providers Within a 30-Minute Drive

White > 1, Orange = 1, Red = 0



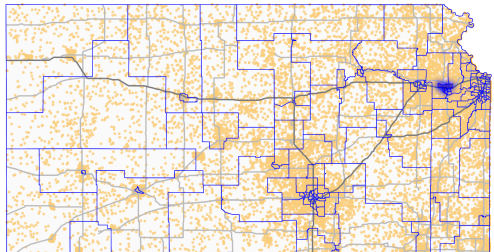
Where Kansans Aged 85+ Live

Dot = 10 Older Kansans



Where Kansans Aged 65 to 84 Live

Dot = 10 Older Kansans



AGING SERVICES IN HOUSE DISTRICT 46

Contact:

Rachel Monger, President & CEO
785.233.7443, rachel@leadingagekansas.org

Population Profile:

- Total Population = 23,753
 - Over 65 = 1,688
 - Medicaid (65+) = 144

Provider Profile:

- Residential & Nursing Care = 1
- Home Health Care = 1
- Assisted Living = 0

Focus on Residential & Nursing Care:

Economic Impact (2022):

- Direct Employment = 71
- Total Jobs Supported = 96

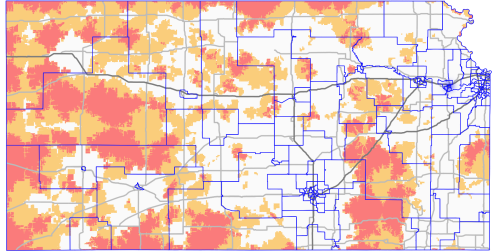
Risk to Access:

- 17 certified beds in this district
- 85,000 statewide have only one provider within a 30-minute drive
- 23,000 statewide have no providers within a 30-minutes drive

Agency staffing is up **33.33%** since the start of the pandemic. Statewide, average agency staffing costs are up **\$14.62 per resident day** since 2020.

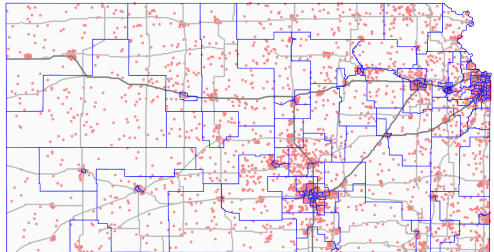
Providers Within a 30-Minute Drive

White > 1, Orange = 1, Red = 0



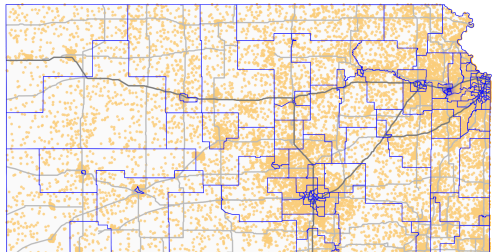
Where Kansans Aged 85+ Live

Dot = 10 Older Kansans



Where Kansans Aged 65 to 84 Live

Dot = 10 Older Kansans



AGING SERVICES IN HOUSE DISTRICT 47

Contact:

Rachel Monger, President & CEO
785.233.7443, rachel@leadingagekansas.org

Population Profile:

- Total Population = 22,746
 - Over 65 = 4,682
 - Medicaid (65+) = 188

Provider Profile:

- Residential & Nursing Care = 4
- Home Health Care = 1
- Assisted Living = 3

Focus on Residential & Nursing Care:

Economic Impact (2022):

- Direct Employment = 226
- Total Jobs Supported = 307
- Direct Wages = \$4,648,313
- Est. Total Wages = \$6,683,344
- Est. Contribution to Local Sales Tax Revenues = \$158,215

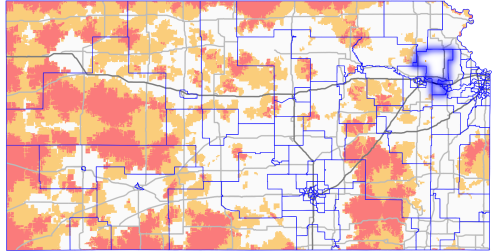
Risk to Access:

- 183 certified beds in this district
- 36 district residents have only one provider within a 30-minute drive
- 23,000 statewide have no providers within a 30-minutes drive

Agency staffing is up **42.11%** since the start of the pandemic. This district has seen **above average** agency staffing cost increases.

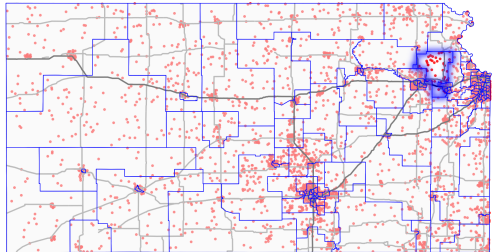
Providers Within a 30-Minute Drive

White > 1, Orange = 1, Red = 0



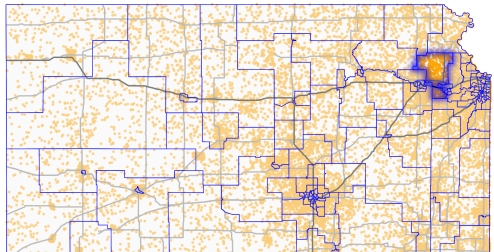
Where Kansans Aged 85+ Live

Dot = 10 Older Kansans



Where Kansans Aged 65 to 84 Live

Dot = 10 Older Kansans



AGING SERVICES IN HOUSE DISTRICT 48

Contact:

Rachel Monger, President & CEO
785.233.7443, rachel@leadingagekansas.org

Population Profile:

- Total Population = 23,506
 - Over 65 = 3,726
 - Medicaid (65+) = 172

Provider Profile:

- Residential & Nursing Care = 1
- Home Health Care = 1
- Assisted Living = 3

Focus on Residential & Nursing Care:

Economic Impact (2022):

- Direct Employment = 76
- Total Jobs Supported = 103
- Direct Wages = \$5,284,758
- Est. Total Wages = \$7,598,425
- Est. Contribution to Local Sales Tax Revenues = \$179,878

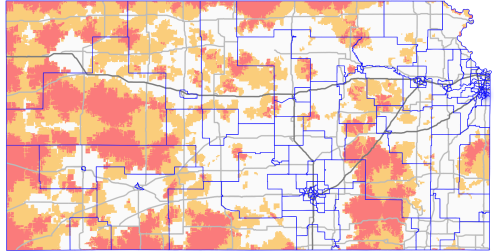
Risk to Access:

- 44 certified beds in this district
- 85,000 statewide have only one provider within a 30-minute drive
- 23,000 statewide have no providers within a 30-minutes drive

Agency staffing is up **around 60%** statewide since the start of the pandemic. Statewide, average agency staffing costs are up **\$14.62 per resident day** since 2020.

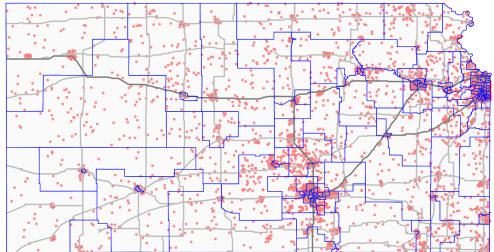
Providers Within a 30-Minute Drive

White > 1, Orange = 1, Red = 0



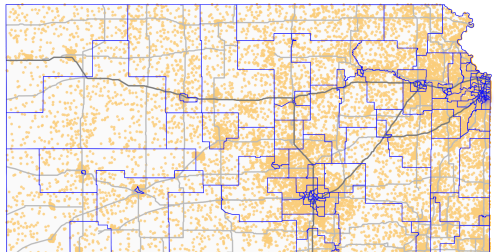
Where Kansans Aged 85+ Live

Dot = 10 Older Kansans



Where Kansans Aged 65 to 84 Live

Dot = 10 Older Kansans



AGING SERVICES IN HOUSE DISTRICT 49

Contact:

Rachel Monger, President & CEO
785.233.7443, rachel@leadingagekansas.org

Population Profile:

- Total Population = 23,860
 - Over 65 = 2,707
 - Medicaid (65+) = 134

Provider Profile:

- Residential & Nursing Care = 1
- Home Health Care = 0
- Assisted Living = 1

Focus on Residential & Nursing Care:

Economic Impact (2022):

- Direct Employment = 77
- Total Jobs Supported = 105
- Direct Wages = \$1,380,754
- Est. Total Wages = \$1,985,248
- Est. Contribution to Local Sales Tax Revenues = \$46,997

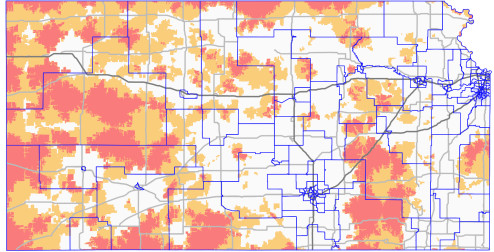
Risk to Access:

- 57 certified beds in this district
- 85,000 statewide have only one provider within a 30-minute drive
- 23,000 statewide have no providers within a 30-minutes drive

Agency staffing is up **around 60%** statewide since the start of the pandemic. This district has seen **above average** agency staffing cost increases.

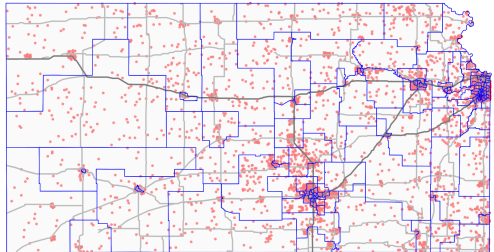
Providers Within a 30-Minute Drive

White > 1, Orange = 1, Red = 0



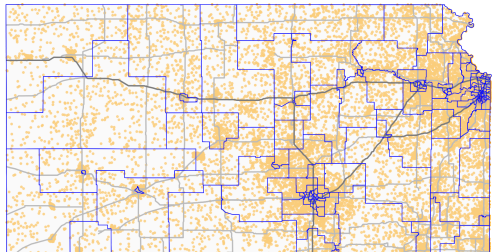
Where Kansans Aged 85+ Live

Dot = 10 Older Kansans



Where Kansans Aged 65 to 84 Live

Dot = 10 Older Kansans



AGING SERVICES IN HOUSE DISTRICT 50

Contact:

Rachel Monger, President & CEO
785.233.7443, rachel@leadingagekansas.org

Population Profile:

- Total Population = 23,076
 - Over 65 = 4,676
 - Medicaid (65+) = 258

Provider Profile:

- Residential & Nursing Care = 1
- Home Health Care = 0
- Assisted Living = 0

Focus on Residential & Nursing Care:

Economic Impact (2022):

- Direct Employment = 103
- Total Jobs Supported = 140
- Direct Wages = \$1,648,649
- Est. Total Wages = \$2,370,428
- Est. Contribution to Local Sales Tax Revenues = \$56,115

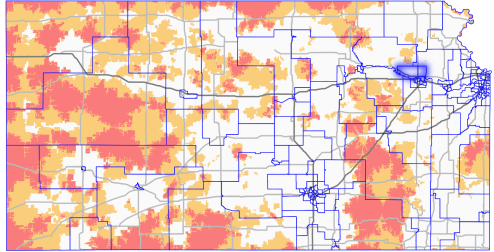
Risk to Access:

- 81 certified beds in this district
- 85,000 statewide have only one provider within a 30-minute drive
- 23,000 statewide have no providers within a 30-minutes drive

Agency staffing is up **around 60%** statewide since the start of the pandemic. Statewide, average agency staffing costs are up **\$14.62 per resident day** since 2020.

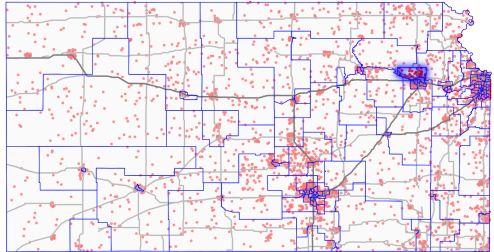
Providers Within a 30-Minute Drive

White > 1, Orange = 1, Red = 0



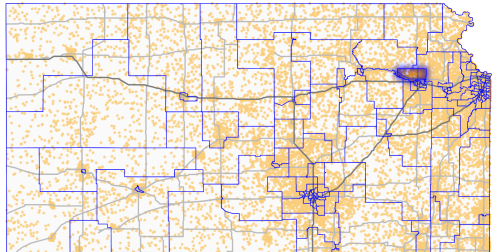
Where Kansans Aged 85+ Live

Dot = 10 Older Kansans



Where Kansans Aged 65 to 84 Live

Dot = 10 Older Kansans



AGING SERVICES IN HOUSE DISTRICT 51

Contact:

Rachel Monger, President & CEO
785.233.7443, rachel@leadingagekansas.org

Population Profile:

- Total Population = 22,839
 - Over 65 = 3,613
 - Medicaid (65+) = 371

Provider Profile:

- Residential & Nursing Care = 3
- Home Health Care = 0
- Assisted Living = 2

Focus on Residential & Nursing Care:

Economic Impact (2022):

- Direct Employment = 127
- Total Jobs Supported = 173
- Direct Wages = \$7,934,148
- Est. Total Wages = \$11,407,718
- Est. Contribution to Local Sales Tax Revenues = \$270,055

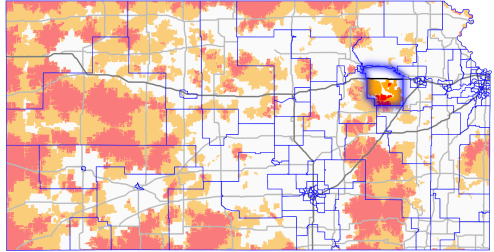
Risk to Access:

- 105 certified beds in this district
 - 50 fewer than the start of the pandemic
- 1,294 district residents have only one provider within a 30-minute drive
- 52 district residents have no providers within a 30-minute drive

Agency staffing is up **113.64%** since the start of the pandemic. This district has seen **above average** agency staffing cost increases.

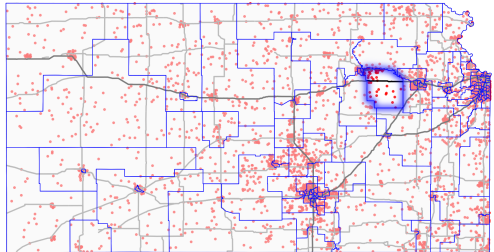
Providers Within a 30-Minute Drive

White > 1, Orange = 1, Red = 0



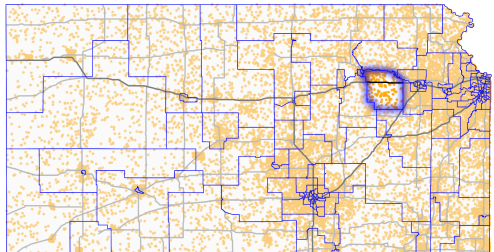
Where Kansans Aged 85+ Live

Dot = 10 Older Kansans



Where Kansans Aged 65 to 84 Live

Dot = 10 Older Kansans



AGING SERVICES IN HOUSE DISTRICT 52

Contact:

Rachel Monger, President & CEO
785.233.7443, rachel@leadingagekansas.org

Population Profile:

- Total Population = 23,602
 - Over 65 = 5,640
 - Medicaid (65+) = 262

Provider Profile:

- Residential & Nursing Care = 2
- Home Health Care = 2
- Assisted Living = 2

Focus on Residential & Nursing Care:

Economic Impact (2022):

- Direct Employment = 274
- Total Jobs Supported = 372
- Direct Wages = \$1,182,499
- Est. Total Wages = \$1,700,197
- Est. Contribution to Local Sales Tax Revenues = \$40,249

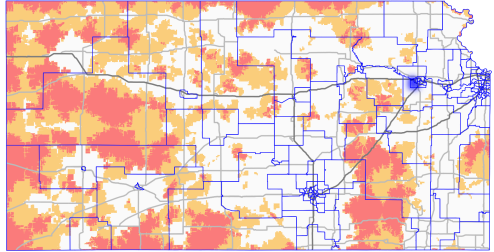
Risk to Access:

- 245 certified beds in this district
 - 53 fewer than the start of the pandemic
- 85,000 statewide have only one provider within a 30-minute drive
- 23,000 statewide have no providers within a 30-minutes drive

Agency staffing is up **around 60%** statewide since the start of the pandemic. Statewide, average agency staffing costs are up **\$14.62 per resident day** since 2020.

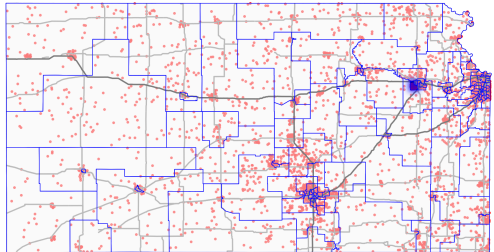
Providers Within a 30-Minute Drive

White > 1, Orange = 1, Red = 0



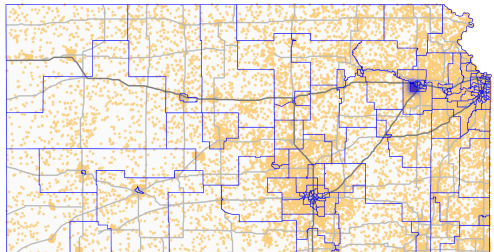
Where Kansans Aged 85+ Live

Dot = 10 Older Kansans



Where Kansans Aged 65 to 84 Live

Dot = 10 Older Kansans



AGING SERVICES IN HOUSE DISTRICT 53

Contact:

Rachel Monger, President & CEO
785.233.7443, rachel@leadingagekansas.org

Population Profile:

- Total Population = 23,144
 - Over 65 = 5,649
 - Medicaid (65+) = 433

Provider Profile:

- Residential & Nursing Care = 6
- Home Health Care = 2
- Assisted Living = 4

Focus on Residential & Nursing Care:

Economic Impact (2022):

- Direct Employment = 752
- Total Jobs Supported = 1,022
- Direct Wages = \$17,518,516
- Est. Total Wages = \$25,188,122
- Est. Contribution to Local Sales Tax Revenues = \$596,278

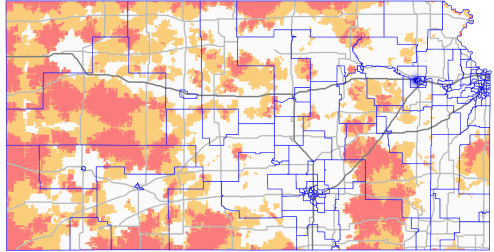
Risk to Access:

- 543 certified beds in this district
 - 37 fewer than the start of the pandemic
- 85,000 statewide have only one provider within a 30-minute drive
- 23,000 statewide have no providers within a 30-minutes drive

Agency staffing is up **55.28%** since the start of the pandemic. This district has seen **above average** agency staffing cost increases.

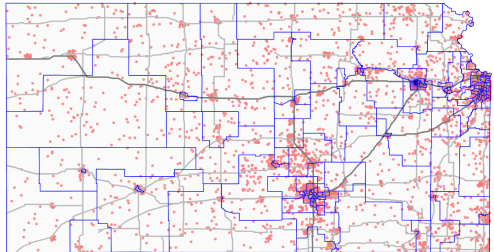
Providers Within a 30-Minute Drive

White > 1, Orange = 1, Red = 0



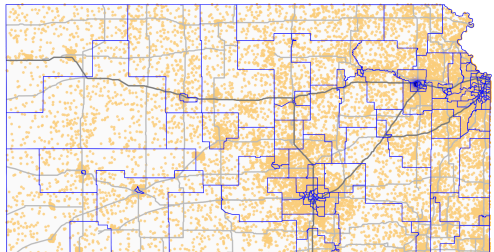
Where Kansans Aged 85+ Live

Dot = 10 Older Kansans



Where Kansans Aged 65 to 84 Live

Dot = 10 Older Kansans



AGING SERVICES IN HOUSE DISTRICT 54

Contact:

Rachel Monger, President & CEO
785.233.7443, rachel@leadingagekansas.org

Population Profile:

- Total Population = 22,912
 - Over 65 = 4,452
 - Medicaid (65+) = 270

Provider Profile:

- Residential & Nursing Care = 1
- Home Health Care = 0
- Assisted Living = 2

Focus on Residential & Nursing Care:

Economic Impact (2022):

- Direct Employment = 53
- Total Jobs Supported = 72
- Direct Wages = \$865,854
- Est. Total Wages = \$1,244,925
- Est. Contribution to Local Sales Tax Revenues = \$29,471

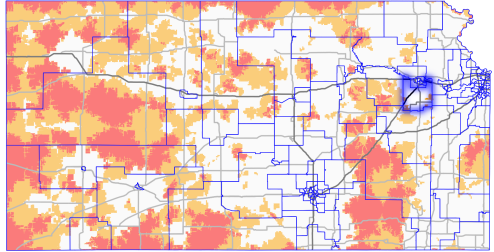
Risk to Access:

- 65 certified beds in this district
 - 7 fewer than the start of the pandemic
- 481 district residents have only one provider within a 30-minute drive
- 23,000 statewide have no providers within a 30-minutes drive

Agency staffing is up **100%** since the start of the pandemic. This district has seen **above average** agency staffing cost increases.

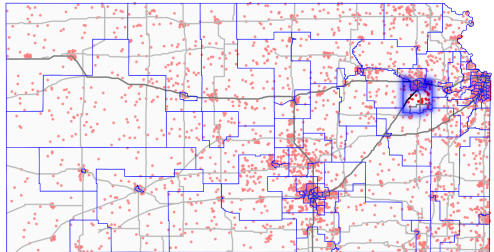
Providers Within a 30-Minute Drive

White > 1, Orange = 1, Red = 0



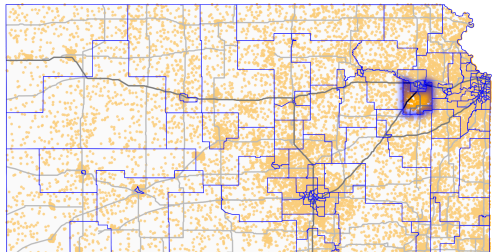
Where Kansans Aged 85+ Live

Dot = 10 Older Kansans



Where Kansans Aged 65 to 84 Live

Dot = 10 Older Kansans



AGING SERVICES IN HOUSE DISTRICT 55

Contact:

Rachel Monger, President & CEO
785.233.7443, rachel@leadingagekansas.org

Population Profile:

- Total Population = 23,517
 - Over 65 = 3,486
 - Medicaid (65+) = 423

Provider Profile:

- Residential & Nursing Care = 1
- Home Health Care = 2
- Assisted Living = 2

Focus on Residential & Nursing Care:

Economic Impact (2022):

- Direct Employment = 54
- Total Jobs Supported = 73

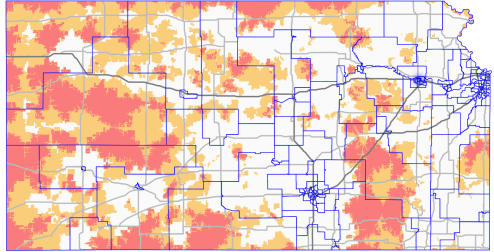
Risk to Access:

- 50 certified beds in this district
- 85,000 statewide have only one provider within a 30-minute drive
- 23,000 statewide have no providers within a 30-minutes drive

Agency staffing is up **300%** since the start of the pandemic. Statewide, average agency staffing costs are up **\$14.62 per resident day** since 2020.

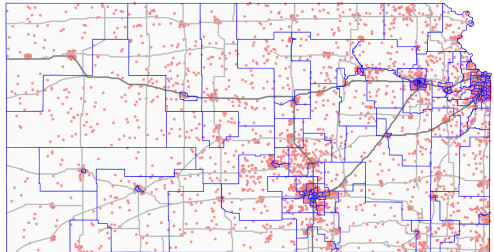
Providers Within a 30-Minute Drive

White > 1, Orange = 1, Red = 0



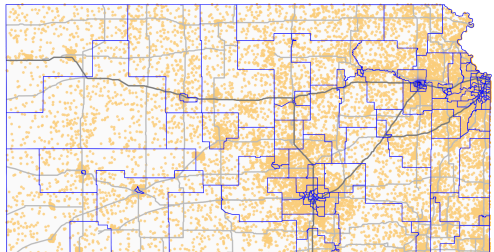
Where Kansans Aged 85+ Live

Dot = 10 Older Kansans



Where Kansans Aged 65 to 84 Live

Dot = 10 Older Kansans



AGING SERVICES IN HOUSE DISTRICT 56

Contact:

Rachel Monger, President & CEO
785.233.7443, rachel@leadingagekansas.org

Population Profile:

- Total Population = 23,535
 - Over 65 = 4,793
 - Medicaid (65+) = 301

Provider Profile:

- Residential & Nursing Care = 2
- Home Health Care = 1
- Assisted Living = 1

Focus on Residential & Nursing Care:

Economic Impact (2022):

- Direct Employment = 356
- Total Jobs Supported = 484
- Direct Wages = \$13,546,418
- Est. Total Wages = \$19,477,040
- Est. Contribution to Local Sales Tax Revenues = \$461,080

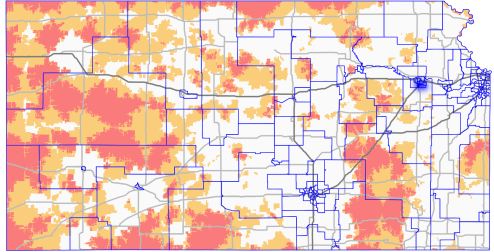
Risk to Access:

- 198 certified beds in this district
- 85,000 statewide have only one provider within a 30-minute drive
- 23,000 statewide have no providers within a 30-minutes drive

Agency staffing is up **940%** since the start of the pandemic. Statewide, average agency staffing costs are up **\$14.62 per resident day** since 2020.

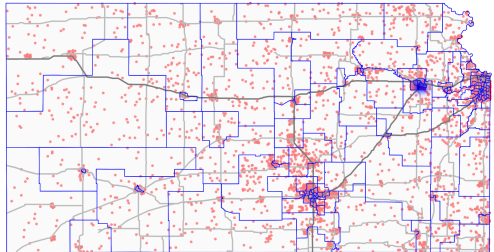
Providers Within a 30-Minute Drive

White > 1, Orange = 1, Red = 0



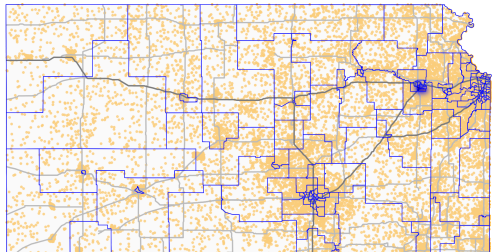
Where Kansans Aged 85+ Live

Dot = 10 Older Kansans



Where Kansans Aged 65 to 84 Live

Dot = 10 Older Kansans



AGING SERVICES IN HOUSE DISTRICT 57

Contact:

Rachel Monger, President & CEO
785.233.7443, rachel@leadingagekansas.org

Population Profile:

- Total Population = 23,487
 - Over 65 = 3,597
 - Medicaid (65+) = 591

Provider Profile:

- Residential & Nursing Care = 4
- Home Health Care = 0
- Assisted Living = 0

Focus on Residential & Nursing Care:

Economic Impact (2022):

- Direct Employment = 208
- Total Jobs Supported = 283
- Direct Wages = \$12,075,640
- Est. Total Wages = \$17,362,355
- Est. Contribution to Local Sales Tax Revenues = \$411,019

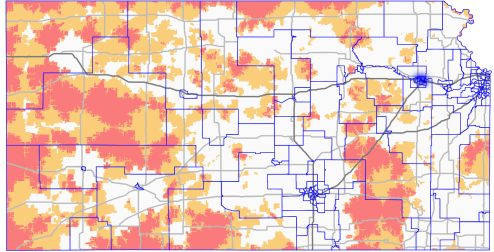
Risk to Access:

- 264 certified beds in this district
- 85,000 statewide have only one provider within a 30-minute drive
- 23,000 statewide have no providers within a 30-minutes drive

Agency staffing is up **70%** since the start of the pandemic. Statewide, average agency staffing costs are up **\$14.62 per resident day** since 2020.

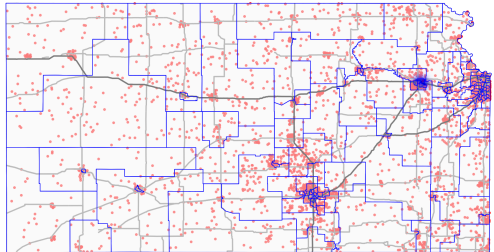
Providers Within a 30-Minute Drive

White > 1, Orange = 1, Red = 0



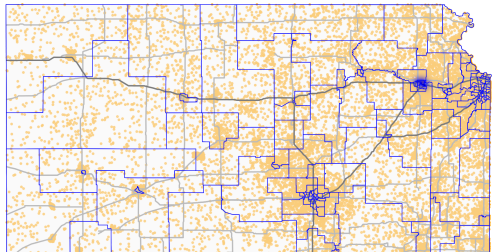
Where Kansans Aged 85+ Live

Dot = 10 Older Kansans



Where Kansans Aged 65 to 84 Live

Dot = 10 Older Kansans



AGING SERVICES IN HOUSE DISTRICT 58

Contact:

Rachel Monger, President & CEO
785.233.7443, rachel@leadingagekansas.org

Population Profile:

- Total Population = 23,516
 - Over 65 = 3,519
 - Medicaid (65+) = 200

Provider Profile:

- Residential & Nursing Care = 0
- Home Health Care = 0
- Assisted Living = 0

Focus on Residential & Nursing Care:

Statewide Economic Impact:

- Direct Employment = 24,000
- Total Jobs Supported = 33,000
- Est. Total Wages = \$598.5 million
- Est. Retail Sales Supported = \$313 million
- Est. Contribution to Local Sales Tax Revenues = \$20 million

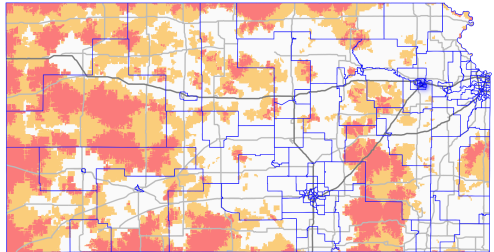
Risk to Access:

- Statewide, since the start of the pandemic:
 - 47 providers have closed or reduced their offerings
 - 2,147 fewer certified beds available overall
- 85,000 statewide have only one provider within a 30-minute drive
- 23,000 statewide have no providers within a 30-minutes drive

Agency staffing is up **around 60%** statewide since the start of the pandemic. Statewide, average agency staffing costs are up **\$14.62 per resident day** since 2020.

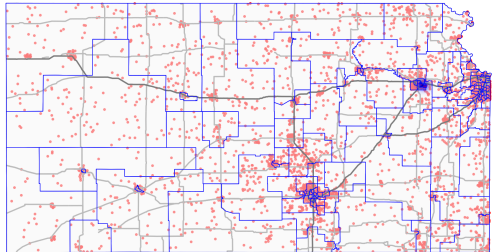
Providers Within a 30-Minute Drive

White > 1, Orange = 1, Red = 0



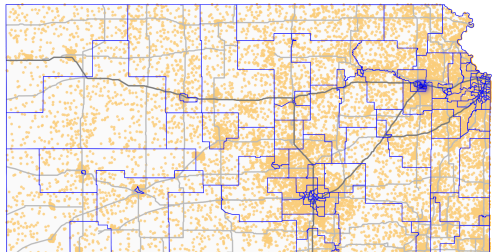
Where Kansans Aged 85+ Live

Dot = 10 Older Kansans



Where Kansans Aged 65 to 84 Live

Dot = 10 Older Kansans



AGING SERVICES IN HOUSE DISTRICT 59

Contact:

Rachel Monger, President & CEO
785.233.7443, rachel@leadingagekansas.org

Population Profile:

- Total Population = 22,916
 - Over 65 = 4,170
 - Medicaid (65+) = 307

Provider Profile:

- Residential & Nursing Care = 2
- Home Health Care = 0
- Assisted Living = 1

Focus on Residential & Nursing Care:

Economic Impact (2022):

- Direct Employment = 192
- Total Jobs Supported = 261
- Direct Wages = \$6,096,676
- Est. Total Wages = \$8,765,801
- Est. Contribution to Local Sales Tax Revenues = \$207,513

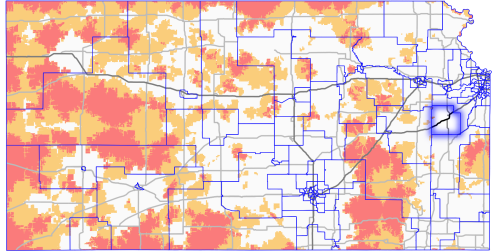
Risk to Access:

- 135 certified beds in this district
 - 5 fewer than the start of the pandemic
- 26 district residents have only one provider within a 30-minute drive
- 23,000 statewide have no providers within a 30-minutes drive

Agency staffing is up **214.29%** since the start of the pandemic. This district has seen **above average** agency staffing cost increases.

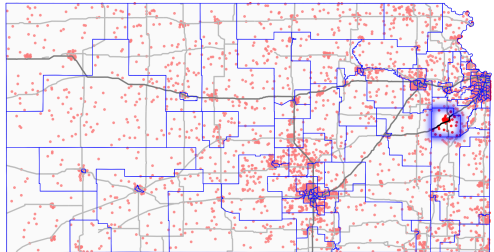
Providers Within a 30-Minute Drive

White > 1, Orange = 1, Red = 0



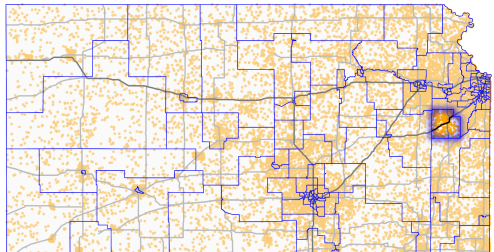
Where Kansans Aged 85+ Live

Dot = 10 Older Kansans



Where Kansans Aged 65 to 84 Live

Dot = 10 Older Kansans



AGING SERVICES IN HOUSE DISTRICT 60

Contact:

Rachel Monger, President & CEO
785.233.7443, rachel@leadingagekansas.org

Population Profile:

- Total Population = 22,790
 - Over 65 = 3,580
 - Medicaid (65+) = 310

Provider Profile:

- Residential & Nursing Care = 3
- Home Health Care = 0
- Assisted Living = 2

Focus on Residential & Nursing Care:

Economic Impact (2022):

- Direct Employment = 212
- Total Jobs Supported = 288
- Direct Wages = \$4,919,850
- Est. Total Wages = \$7,073,760
- Est. Contribution to Local Sales Tax Revenues = \$167,457

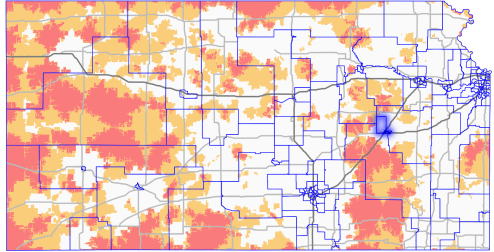
Risk to Access:

- 206 certified beds in this district
 - 15 fewer than the start of the pandemic
- 5 district residents have only one provider within a 30-minute drive
- 23,000 statewide have no providers within a 30-minutes drive

Agency staffing is up **300%** since the start of the pandemic. This district has seen **above average** agency staffing cost increases.

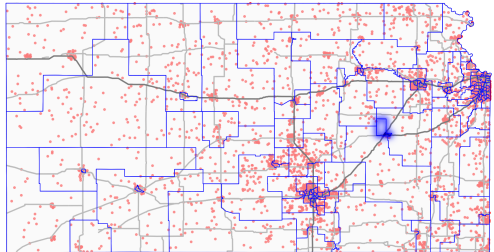
Providers Within a 30-Minute Drive

White > 1, Orange = 1, Red = 0



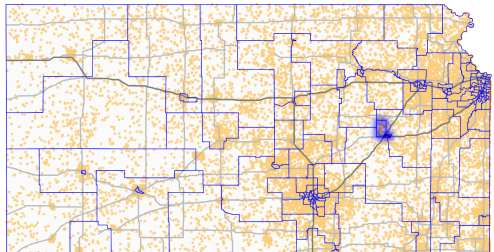
Where Kansans Aged 85+ Live

Dot = 10 Older Kansans



Where Kansans Aged 65 to 84 Live

Dot = 10 Older Kansans



AGING SERVICES IN HOUSE DISTRICT 61

Contact:

Rachel Monger, President & CEO
785.233.7443, rachel@leadingagekansas.org

Population Profile:

- Total Population = 23,108
 - Over 65 = 3,583
 - Medicaid (65+) = 120

Provider Profile:

- Residential & Nursing Care = 4
- Home Health Care = 2
- Assisted Living = 3

Focus on Residential & Nursing Care:

Economic Impact (2022):

- Direct Employment = 226
- Total Jobs Supported = 307
- Direct Wages = \$4,968,338
- Est. Total Wages = \$7,143,476
- Est. Contribution to Local Sales Tax Revenues = \$169,108

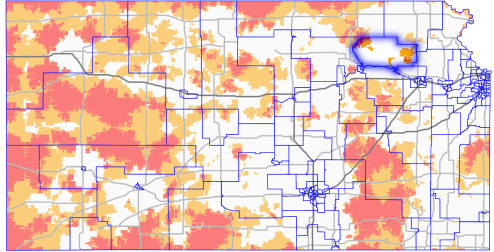
Risk to Access:

- 174 certified beds in this district
 - 18 fewer than the start of the pandemic
- 1,443 district residents have only one provider within a 30-minute drive
- 109 district residents have no providers within a 30-minute drive

Agency staffing is up **100%** since the start of the pandemic. Statewide, average agency staffing costs are up **\$14.62 per resident day** since 2020.

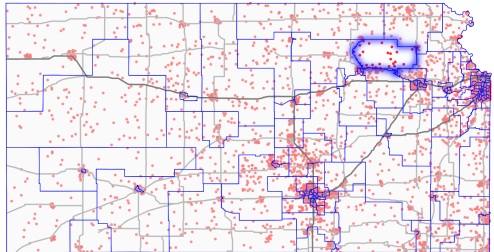
Providers Within a 30-Minute Drive

White > 1, Orange = 1, Red = 0



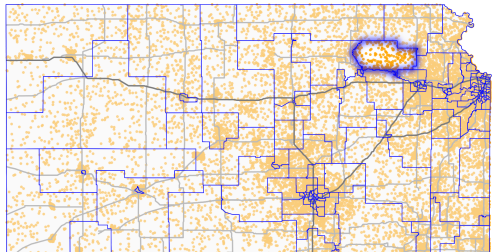
Where Kansans Aged 85+ Live

Dot = 10 Older Kansans



Where Kansans Aged 65 to 84 Live

Dot = 10 Older Kansans



AGING SERVICES IN HOUSE DISTRICT 62

Contact:

Rachel Monger, President & CEO
785.233.7443, rachel@leadingagekansas.org

Population Profile:

- Total Population = 23,099
 - Over 65 = 4,874
 - Medicaid (65+) = 457

Provider Profile:

- Residential & Nursing Care = 7
- Home Health Care = 3
- Assisted Living = 3

Focus on Residential & Nursing Care:

Economic Impact (2022):

- Direct Employment = 299
- Total Jobs Supported = 406
- Direct Wages = \$8,372,524
- Est. Total Wages = \$12,038,015
- Est. Contribution to Local Sales Tax Revenues = \$284,976

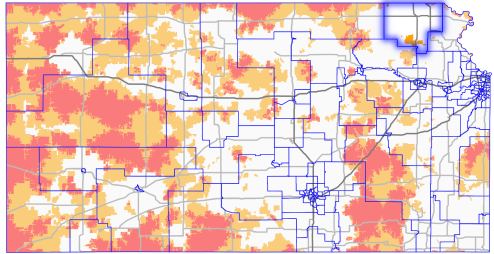
Risk to Access:

- 330 certified beds in this district
 - 34 fewer than the start of the pandemic
- 703 district residents have only one provider within a 30-minute drive
- 23,000 statewide have no providers within a 30-minutes drive

Agency staffing is up **45.83%** since the start of the pandemic. This district has seen **above average** agency staffing cost increases.

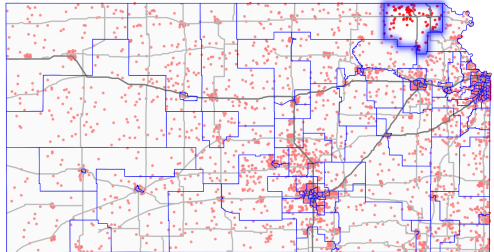
Providers Within a 30-Minute Drive

White > 1, Orange = 1, Red = 0



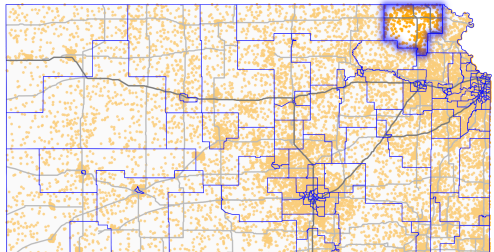
Where Kansans Aged 85+ Live

Dot = 10 Older Kansans



Where Kansans Aged 65 to 84 Live

Dot = 10 Older Kansans



AGING SERVICES IN HOUSE DISTRICT 63

Contact:

Rachel Monger, President & CEO
785.233.7443, rachel@leadingagekansas.org

Population Profile:

- Total Population = 23,858
 - Over 65 = 4,381
 - Medicaid (65+) = 397

Provider Profile:

- Residential & Nursing Care = 5
- Home Health Care = 2
- Assisted Living = 2

Focus on Residential & Nursing Care:

Economic Impact (2022):

- Direct Employment = 189
- Total Jobs Supported = 257
- Direct Wages = \$5,558,492
- Est. Total Wages = \$7,992,000
- Est. Contribution to Local Sales Tax Revenues = \$189,195

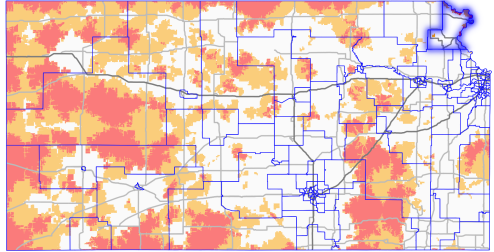
Risk to Access:

- 194 certified beds in this district
 - 53 fewer than the start of the pandemic
- 972 district residents have only one provider within a 30-minute drive
- 158 district residents have no providers within a 30-minute drive

Agency staffing is up **25.81%** since the start of the pandemic. Statewide, average agency staffing costs are up **\$14.62 per resident day** since 2020.

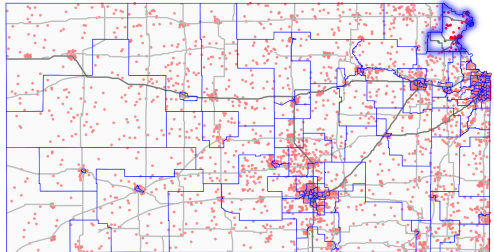
Providers Within a 30-Minute Drive

White > 1, Orange = 1, Red = 0



Where Kansans Aged 85+ Live

Dot = 10 Older Kansans



Where Kansans Aged 65 to 84 Live

Dot = 10 Older Kansans

